

— PRINCIPAL DIMENSIONS —

LENGTH.....120'-0"
 LENGTH BETWEEN PERPENDICULARS.....120'-10 1/2"
 BREADTH MOULDED.....22'-0"
 DEPTH.....12'-0"
 ROUND OF BEAM.....0'-6"
 HALF GIRTH.....19'-2"

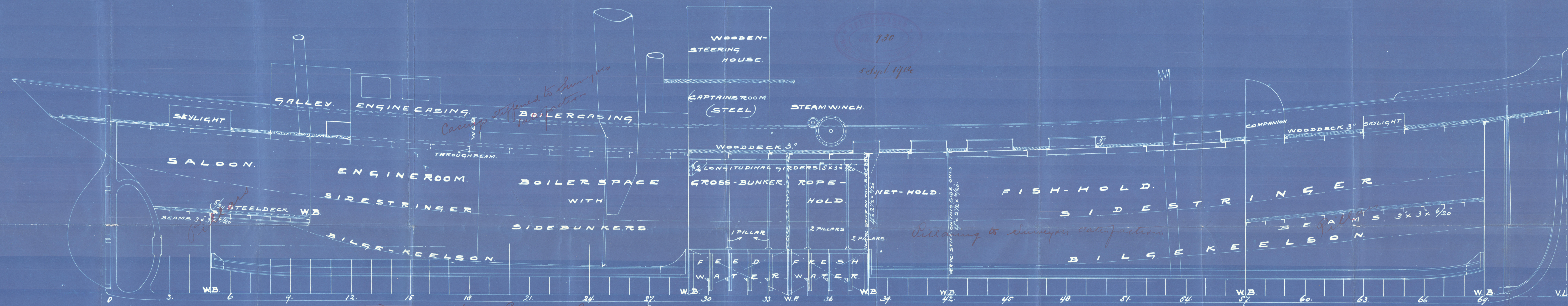
S.S. N^o 65 & 66 Steamtrawlers
 Longitudinal plan & Deckplan. Scale 1 to 48.
 Class 100 A 1. Lloyds.

— NUMBERS FOR DETERMINING —
 — THE SCANTLINGS —


FIRST NUMBER.....42, 66
 SECOND.....5413.
 LENGTH : DEPTH.....10.5 LENGTH : BREADTH.....5.76

8.9.04
 19.9.04
 18.10.04

130
 5 Sept 1904



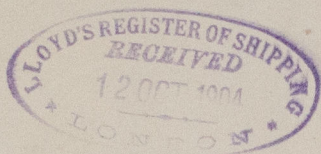
Double riveted bars in Engine and Boiler space across top of floor.




— RIVETING —
 STRINGER & TIE PLATES DOUBLE RIVETED BUTTLAPS THROUGHOUT.

NEDERLANDSCHE
 SCHEEPSBOUW-MAATSCHAPPIJ
 AMSTERDAM

18/9/04



W1257-0033




© 2020

Lloyd's Register
Foundation

Longitudinal plane



65166



*"Brics en Trans
Anno 3185."*

PETAIN



© 2020

Lloyd's Register
Foundation

W 7257-0033