

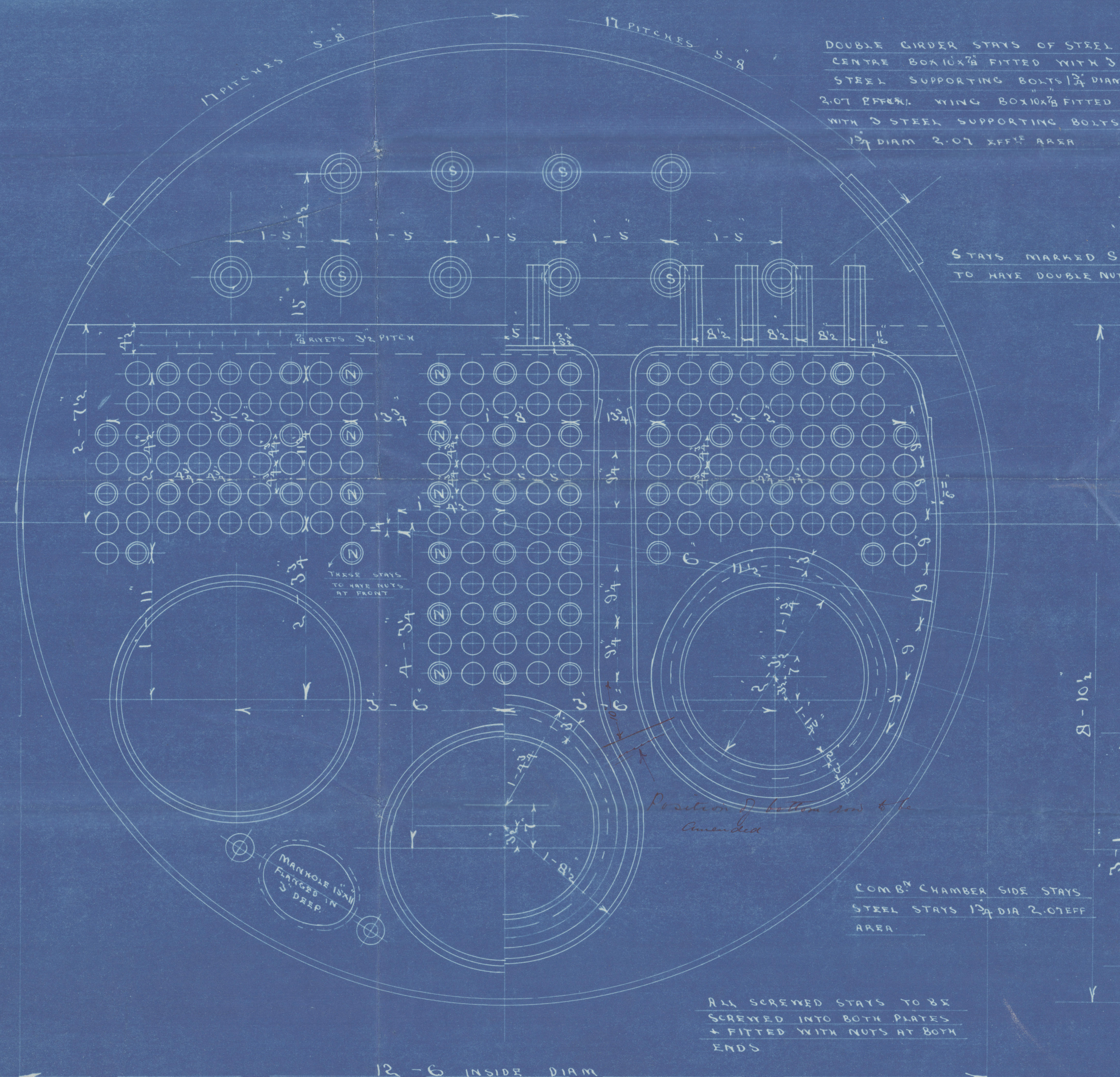



DIMENSIONS.	
LENGTH OF FIRE BAR	
AREA OF FIRE CRATE	
DIAM OF TUBS OUTSIDE	3'-6"
LENGTH OF TUBES OVER PLATES	6'-6"
NO OF TUBES	165
SURFACE OF TUBES	962.4
TOTAL HEATING SURFACE	12.50
WORKING PRESSURE	200
DIAM OF SAFETY VALVE	

LONGITUDINAL JOINT TO BE TACKLE RIVETTED DOUBLE  
 BUTT JOINT HOLES DRILLED 1/8" DIA 7/8" PITCH  
 CIRCUMFERENTIAL JOINT TO BE DOUBLE RIVETTED LAP  
 JOINT HOLES DRILLED 1/8" DIA 4" PITCH

MANHOLE IN SHELL 16" X 12"  
 LINED INSIDE WITH 1/8" PLATE 7" BROAD.



PLAN NO 2864

STEEL BOILER NO 1034-5-6-7


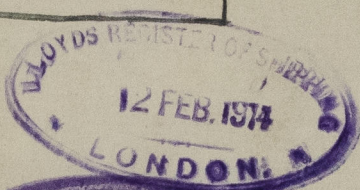
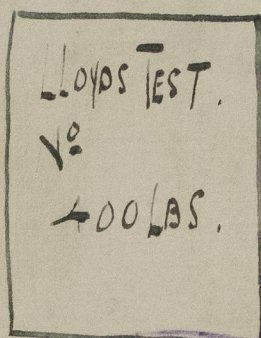
CHARLES D HOLMES & CO LTD  
 ENGINEERS & BOILER MAKERS  
 HULL



MESSRS. CHARLES D. HOLMES & CO. LD.


N<sup>os</sup> 1034.5.6.7

WORKING PRESSURE 200 LBS.



Annex Hull Rpt No: 27083

-agate - - - 27127  
-Beryl - - - 27185



© 2021  
Lloyd's Register  
Foundation  
WT255-0250



LLOYD'S REGISTER  
OF SHIPPING.  
6-MAR 1913  
S. MULL. 100



© 2021

Lloyd's Register  
Foundation

W1255-0250