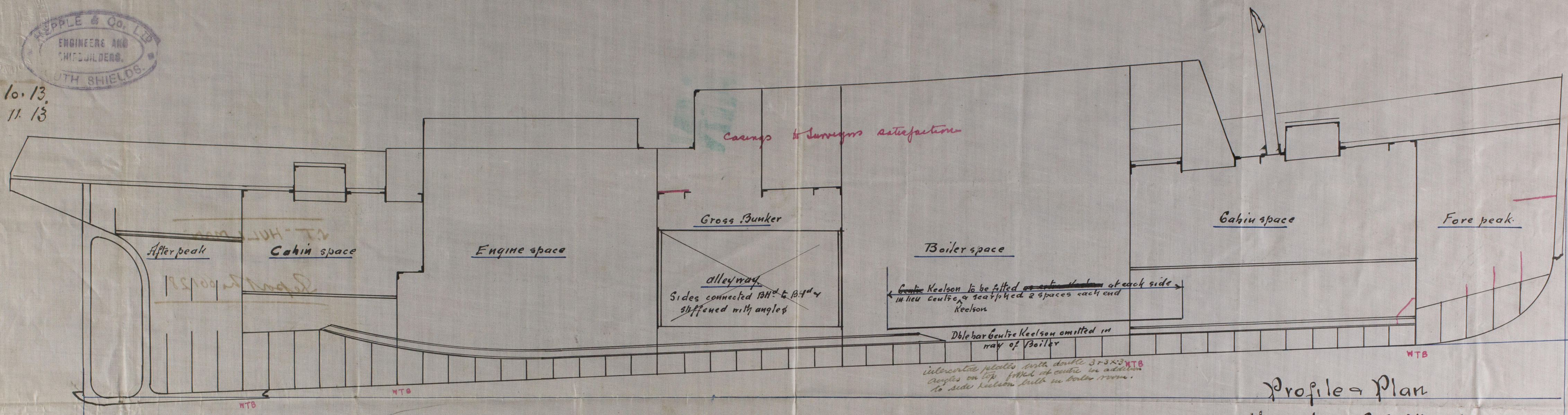


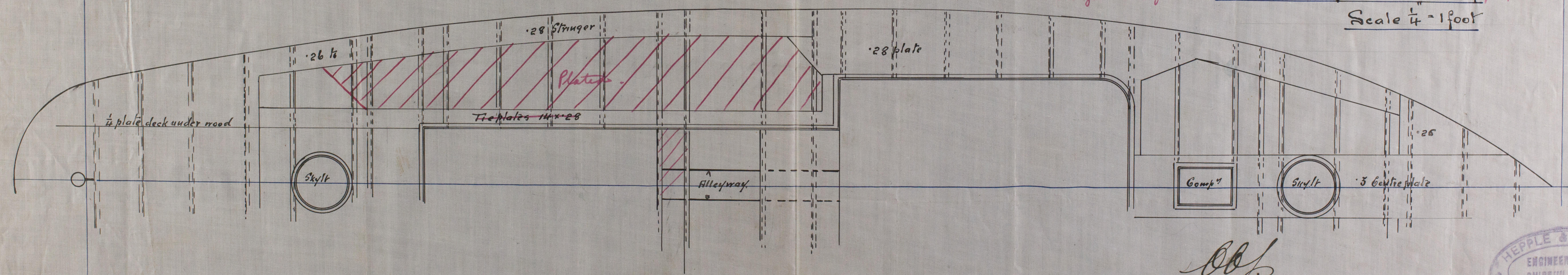
31.10.13
17.11.13

Hepple & Co. Ltd.
No. 636
Paper & Steel Plan



Profile & Plan
Hepple & Co's No 636
100 x 23.6 x 11.6 mld
Class 100 A.1. for Coast Towing purposes.
Scale $\frac{1}{4}$ = 1 foot


Pillars throughout to
Surveyors satisfaction.



31.10.13.



Hepple & Co Ltd.
No 636
Profile & Deck Plan



J.T. "HULLMAN"

NEWCASTLE-ON-TYNE.

Report No 66128



© 2020

Lloyd's Register
Foundation

W1249-0034