

## TWIN SCREW HOPPER AND BUCKET DREDGER

DIMENSIONS 215'-0" x 38'-0" x 15'-9" MOULDED.

SCALE  $\frac{1}{2}" = \text{ONE FOOT.}$

TO CLASS A1 STEEL HOPPER DREDGER AT LLOYD'S

## LLOYD'S NUMERALS.

1/2 BREADTH	-----	19.00	
DEPTH	-----	16.54	
1/2 GIRTH	-----	33.46	
		<u>69.00</u>	1 <sup>ST</sup> NO
LENGTH	-----	213.71	
		<u>14,745.99</u>	2 <sup>ND</sup> NO

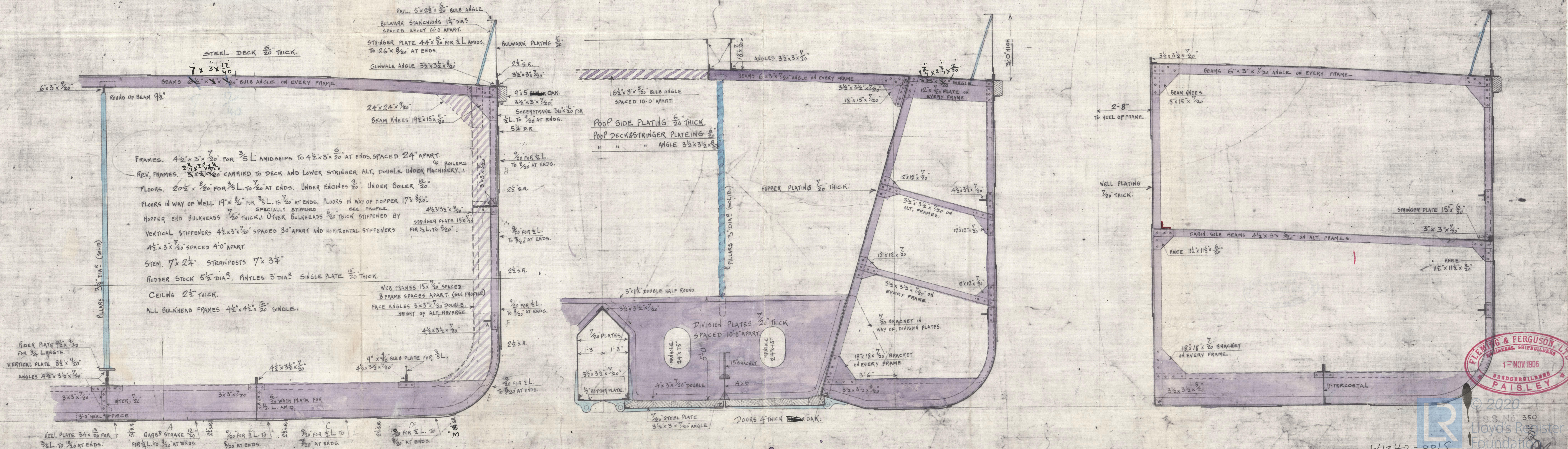
$$\frac{L}{B} = 5.62 \quad \frac{L}{D} = 12.92$$

## RIVETING.

BUTT LAPS OF SHELL PLATING AND DECK STRINGER PLATE T.R. FOR  $\frac{1}{2}$  L.D.R. AT ENDS.  
 BUTTS OF DECK PLATING LAPPED AND D.R. FOR  $\frac{1}{2}$  L.S.R. AT ENDS.  
 BUTTS OF HOPPER PLATING, WELL PLATING, STRINGER PLATE ON CABIN SOLE BEAMS,  
 AND POOP SIDE PLATING ALL TO BE D.R. POOP DECK BUTTS S.R.  
 SEAMS OF DECK, HOPPER, WELL AND POOP SIDE PLATING ALL TO BE S.R.  
 SEAMS OF SHEER AND KEEL STRAKES D.R. REMAINDER OF SHELL S.R.  
 KEEL PLATE BUTTS STRAPPED AND T.R. WITH STRAPS  $\frac{3}{16}$  THICKER THAN KEEL PLATE.

## EQUIPMENT.

1 BOW ANCHOR  $25\frac{1}{2}$  CWTs. STOCKLESS  
1 STERN "  $25\frac{1}{2}$  " "  
4 SIDE ANCHORS EACH  $8\frac{1}{2}$  " SINGLE FLUKE INCLUDING STOCK.  
1 DOUBLE FLUKED ANCHOR  $3\frac{1}{2}$  CWTs EX. STOCK  
210 FATHOMS  $1\frac{7}{16}$  SHORT LINK CHAIN CABLE. BOW CENTRE. 90 FATHOMS  $1\frac{1}{16}$  SHORT LINK CHAIN CABLE. STERN  
60 "  $15\frac{1}{16}$  " " " " SIDE. 180 "  $13\frac{1}{16}$  " " " " SIDE  
90 "  $9\frac{1}{2}$  HEMP TOWLINE OR  $3\frac{1}{4}$  STEEL WIRE.  
90 " 6" HAWSER.  
90 " 5" WARP.  
2-15 FATHOM HEAVING LINES.




S.S. No. 350

Lloyd's Register  
Foundation



midship sections  
~~W/1240-0015~~

W-350



© 2020

Lloyd's Register  
Foundation

W/1240-0015



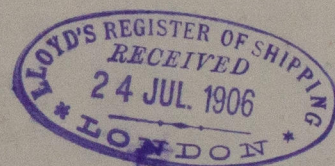
Midship Section

As Built


Messrs Fleming & Ferguson Ltd  
No 350

Dredger No 350

Gr. nkt. No. 24239



RETAIN



© 2020

Lloyd's Register  
Foundation