

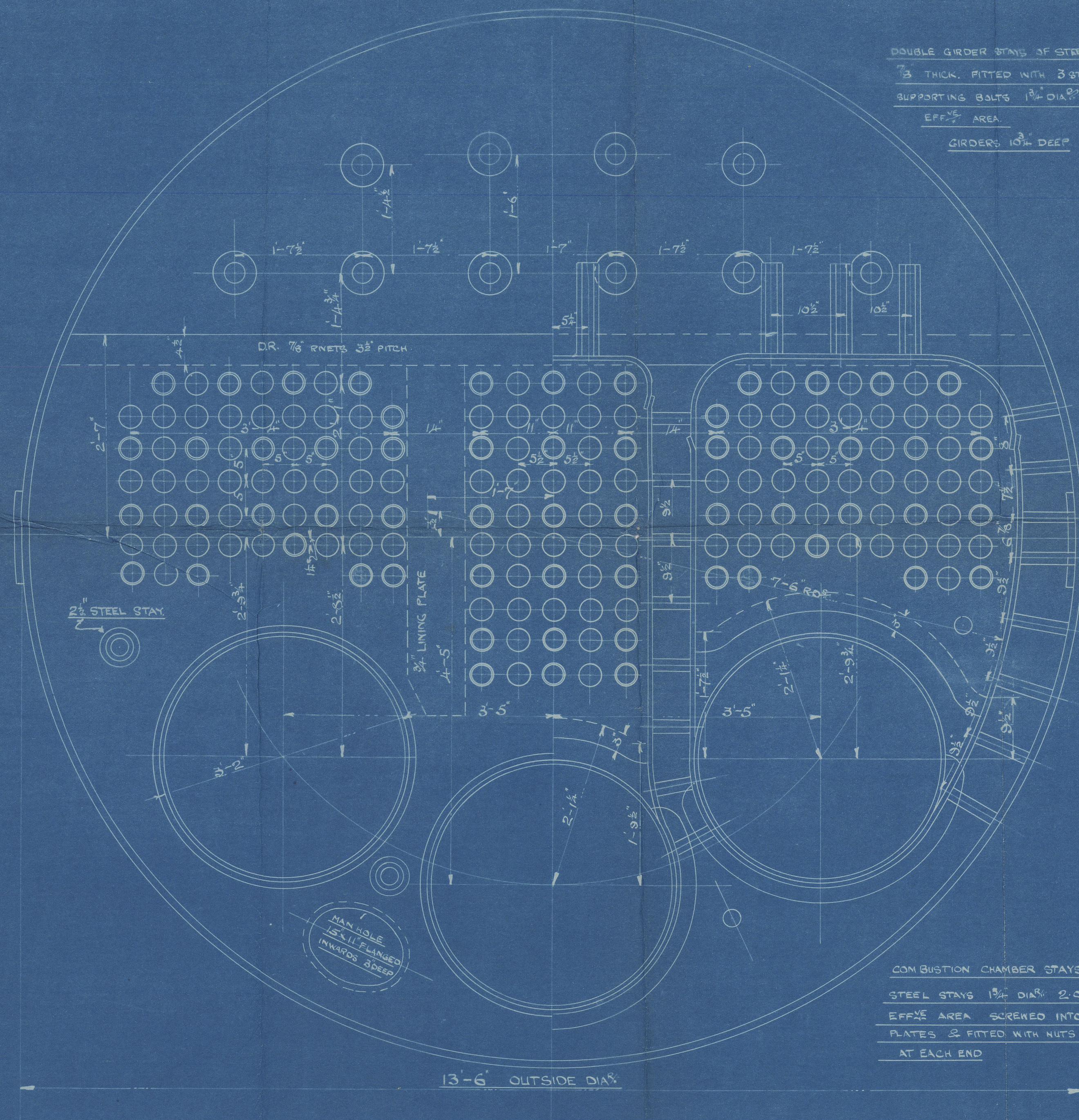
DIMENSIONS.

LENGTH OF FIRE BRICK	5'-0"
AREA OF FIRE GRATE	43 sq ft
DIAM OF TUBES OUTSIDE	3 1/2"
LENGTH OF TUBES (OVER PLATES)	6'-7"
Nº OF TUBES	164
SURFACE OF TUBES	970
TOTAL HEATING SURFACE	1295
WORKING PRESSURE PER SQ	200
DIAM OF SAFETY VALVE	2 1/2"

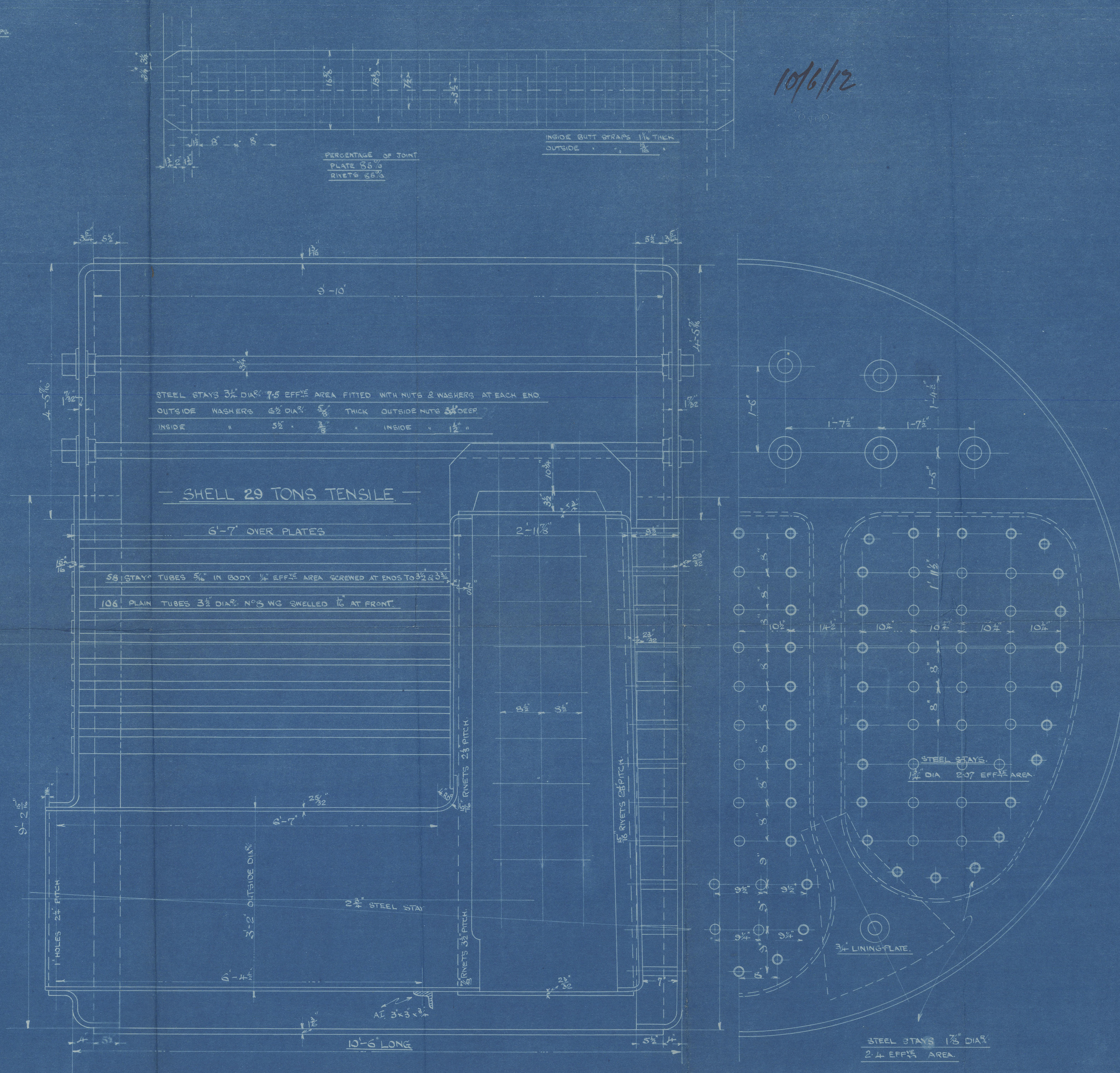
PARTICULARS OF RIVETING
SHELL - LONGITUDINAL JOINT TO BE TREBLE RIVETED DOUBLE BUTT STRAPS.
HOLES DRILLED 1 1/8" DIA. 8" PITCH
CIRCUMFERENTIAL JOINT TO BE DOUBLE RIVETED LAP JOINT
HOLES DRILLED 1 1/8" DIA. 8 1/2" PITCH
CROSS SEAMS - DOUBLE RIVETED.
FURNACES - SINGLE RIVETED EXCEPT BOTTOM OF BACK END
COMB. CHAMBER - SINGLE RIVETED EXCEPT BOTTOM OF FURNACE BACK

MANHOLE IN SHELL 16 1/2"
LINED INSIDE WITH 1/16" PLATE 7" BROAD

DOUBLE GIRDER STAYS OF STEEL
3/8" THICK, FITTED WITH 3 STEEL
SUPPORTING BOLTS 1 3/4" DIA. 2.07
EFF. AREA
GIRDERS 10 1/2" DEEP



COMBUSTION CHAMBER STAYS
STEEL STAYS 1 3/4" DIA. 2.07
EFF. AREA SCREWED INTO BOTH
PLATES & FITTED WITH NUTS
AT EACH END



CHARLES D. HOLMES & CO. LTD.
ENGINEERS & BOILER MAKERS
HULL 7th June 1912.

PLAN Nº2250

STEEL BOILER Nº 988-9

MESSRS. CHARLES D. HOLMES & Co. Ltd.




N^{os} 988-9

WORKING PRESSURE 200 LBS.

1 Venator Hull Report No. 25993.

1 Tribune " " "

LLOYD'S TEST
N^o
400 LBS



RETAIN

W1238-0087



© 2020

Lloyd's Register
Foundation