

Boiler No 694

WORKING PRESSURE 180 LBS PER SQ INCH

TESTED TO 360 LBS BY HYDRAULIC PRESSURE

TO LLOYD'S SURVEY

SCALE 1" = ONE FOOT

6/10/11


6/10/11

HEATING SURFACE 1970 \square
GRATE SURFACE 63

LONGITUDINAL SEAM $1\frac{1}{4}$ " HOLES $1\frac{3}{4}$ " RIVETS $3\frac{1}{2}$ " PITCH

CIRCUMFERENTIAL $1\frac{1}{4}$ " $1\frac{3}{4}$ " $4\frac{1}{2}$ "

DOUBLE BUTT STRAPS $1\frac{1}{4}$ " THICK



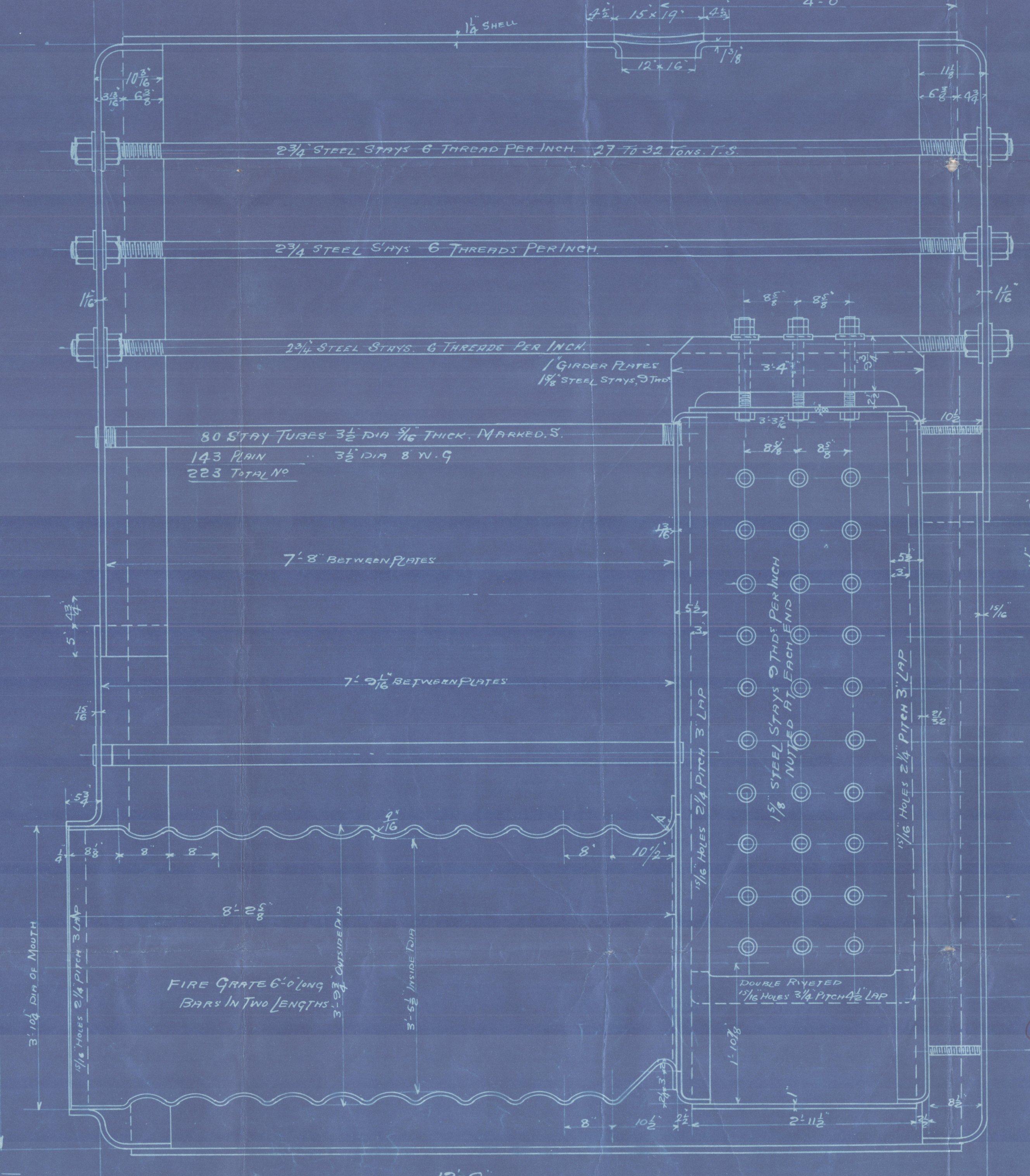
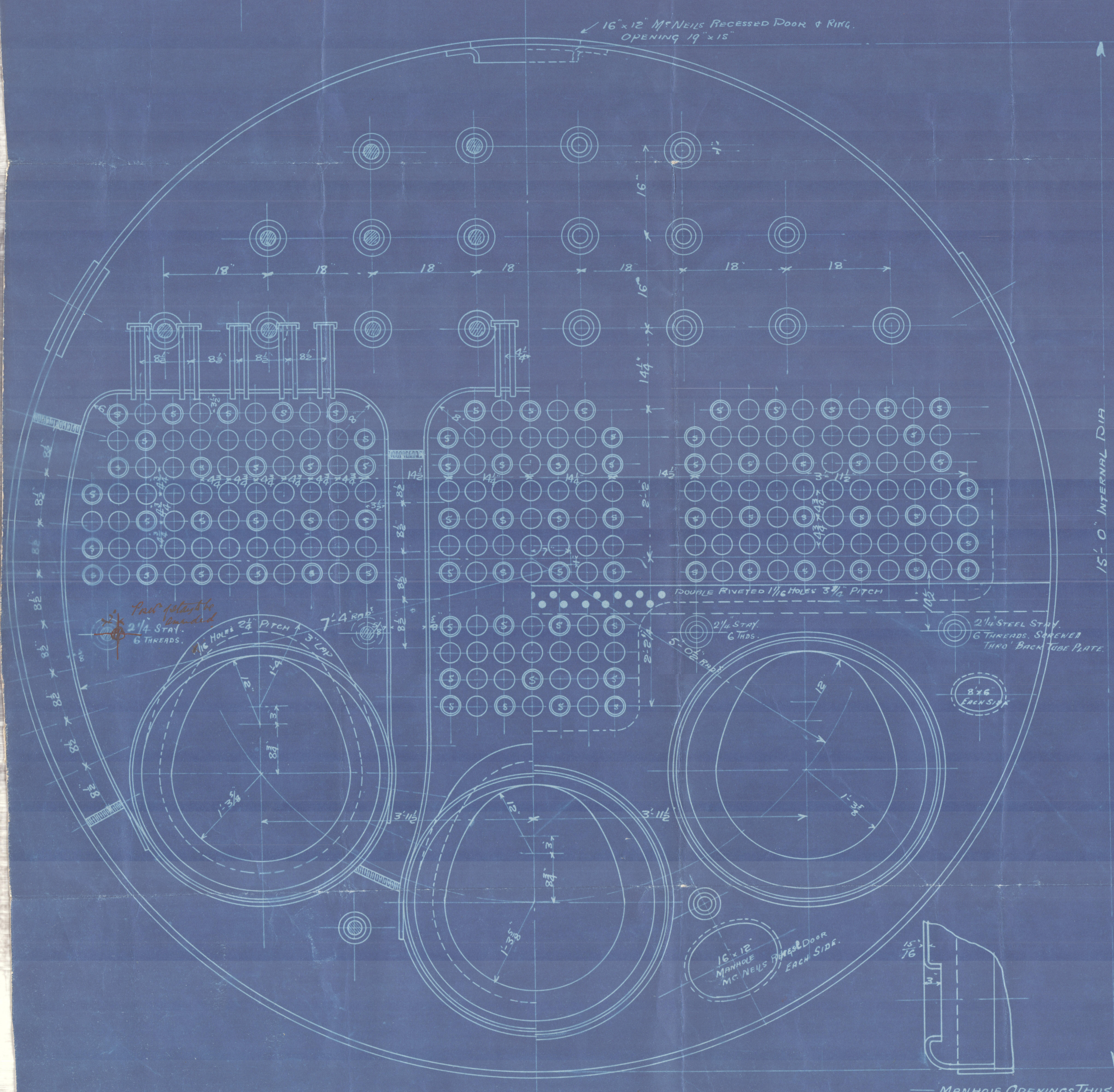
SHELL PLATES & BUTT STRAPS 28 TO 32 TONS T.S.

ALL OTHER PLATE 26 TO 30 TONS T.S.

MAIN STAYS 27 TO 32 TONS T.S.


PLATE STAYS & RIVETS OF STEEL

TUBES OF IRON LAP WELDED



Lloyd's

Palmees Co 694
Amended plan of Main Boiler
180 lbs
for Hepple & Co No 621



S. Sug. Dreadful

NEWCASTLE - ON - TYNE.

Report 61982.

RETAIN

W1221-0029



© 2020

Lloyd's Register
Foundation