
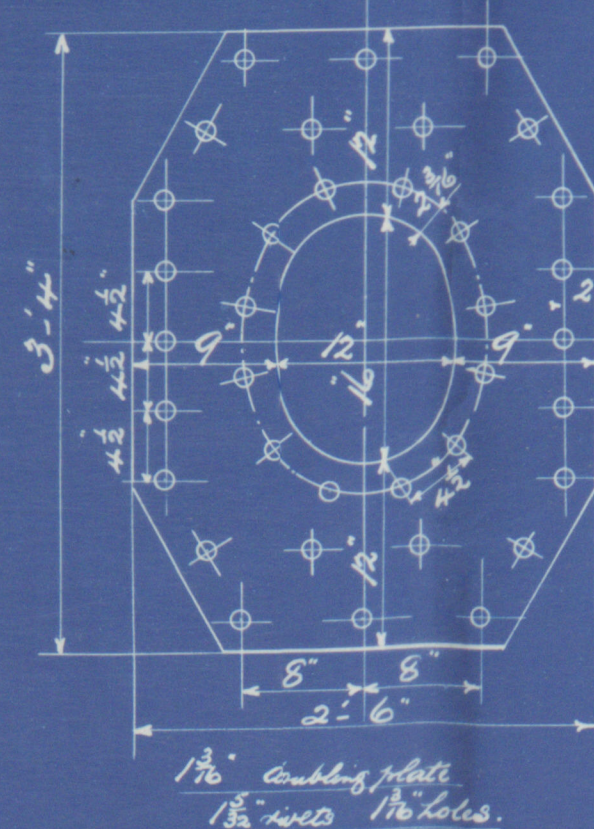
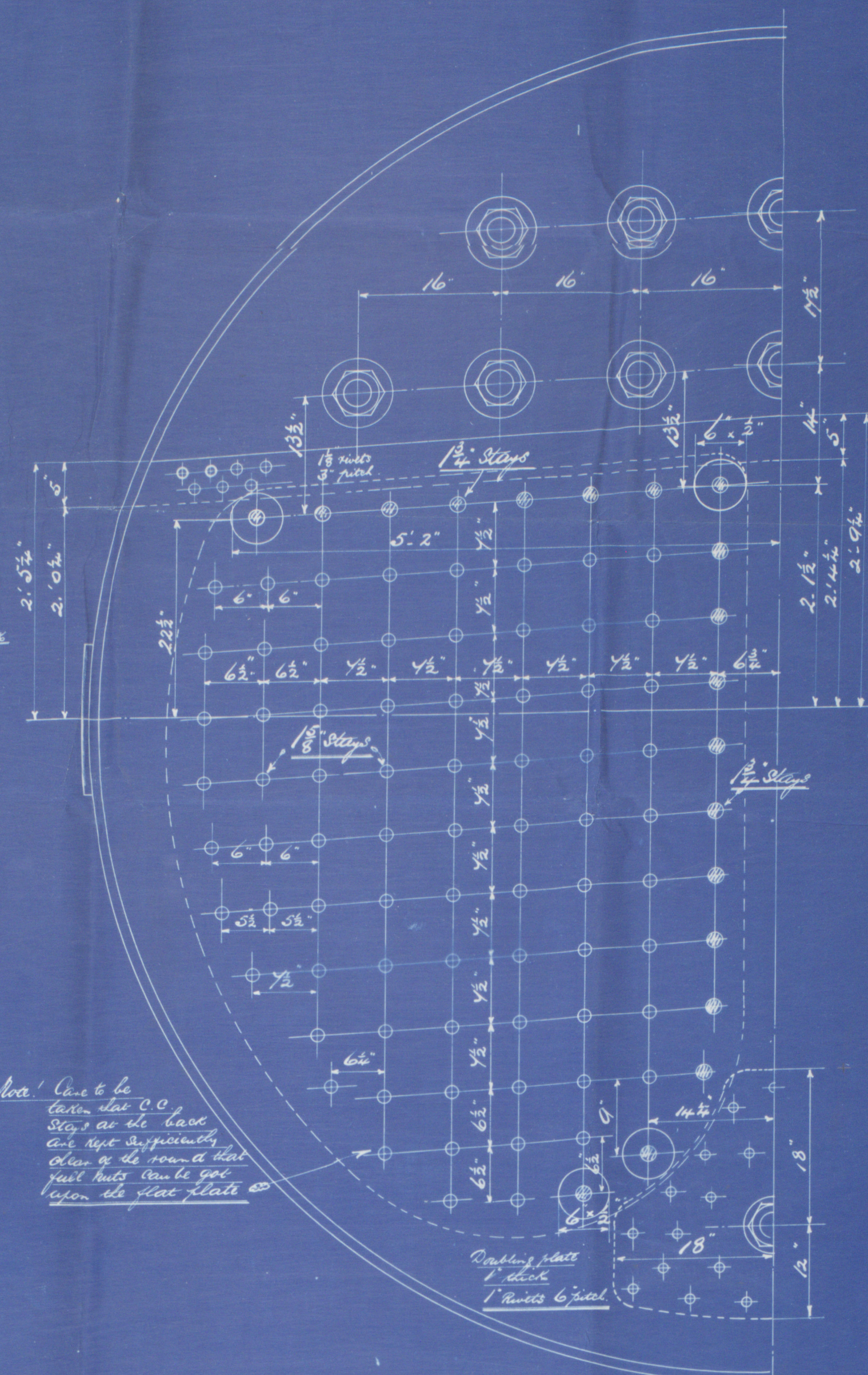
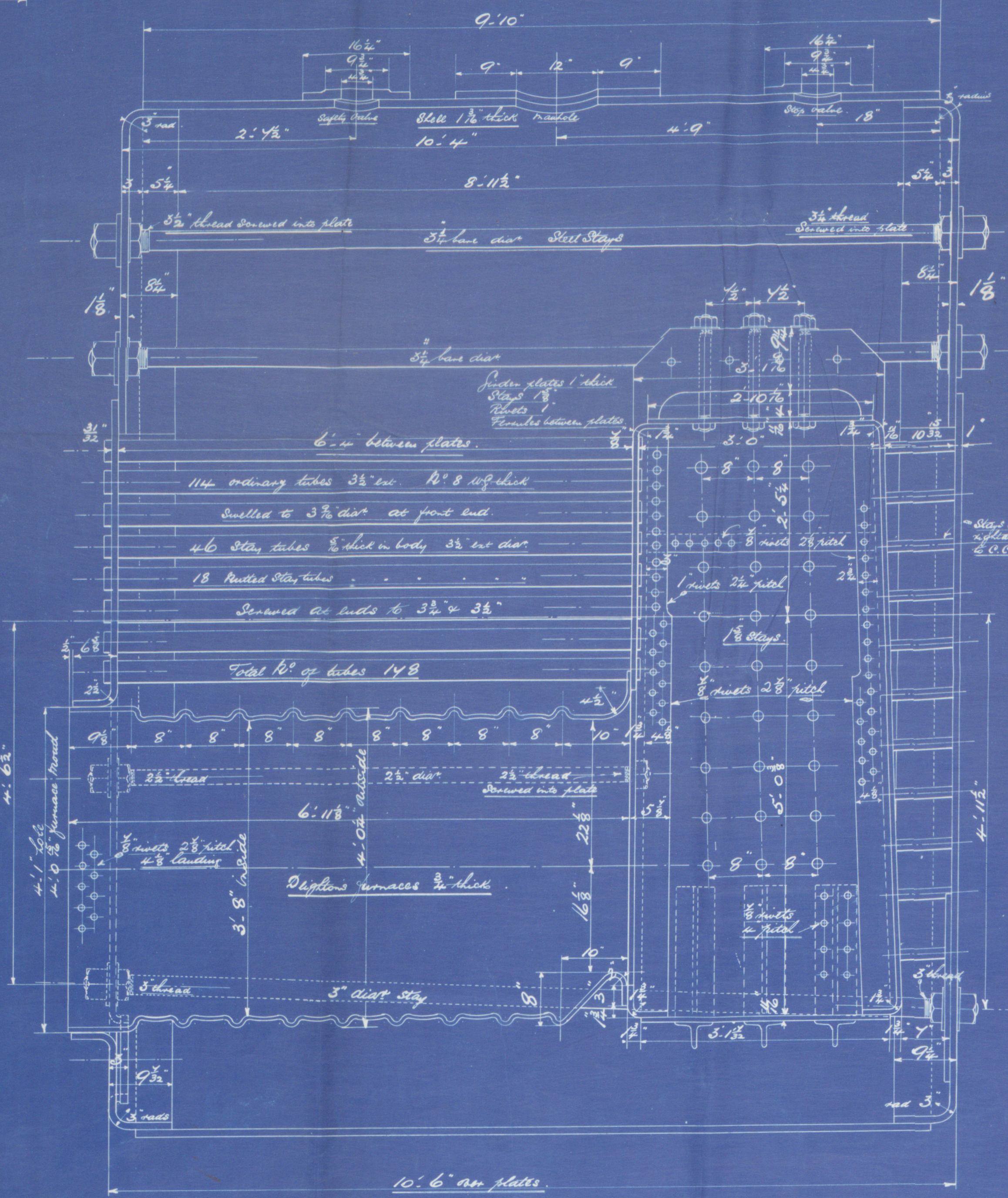
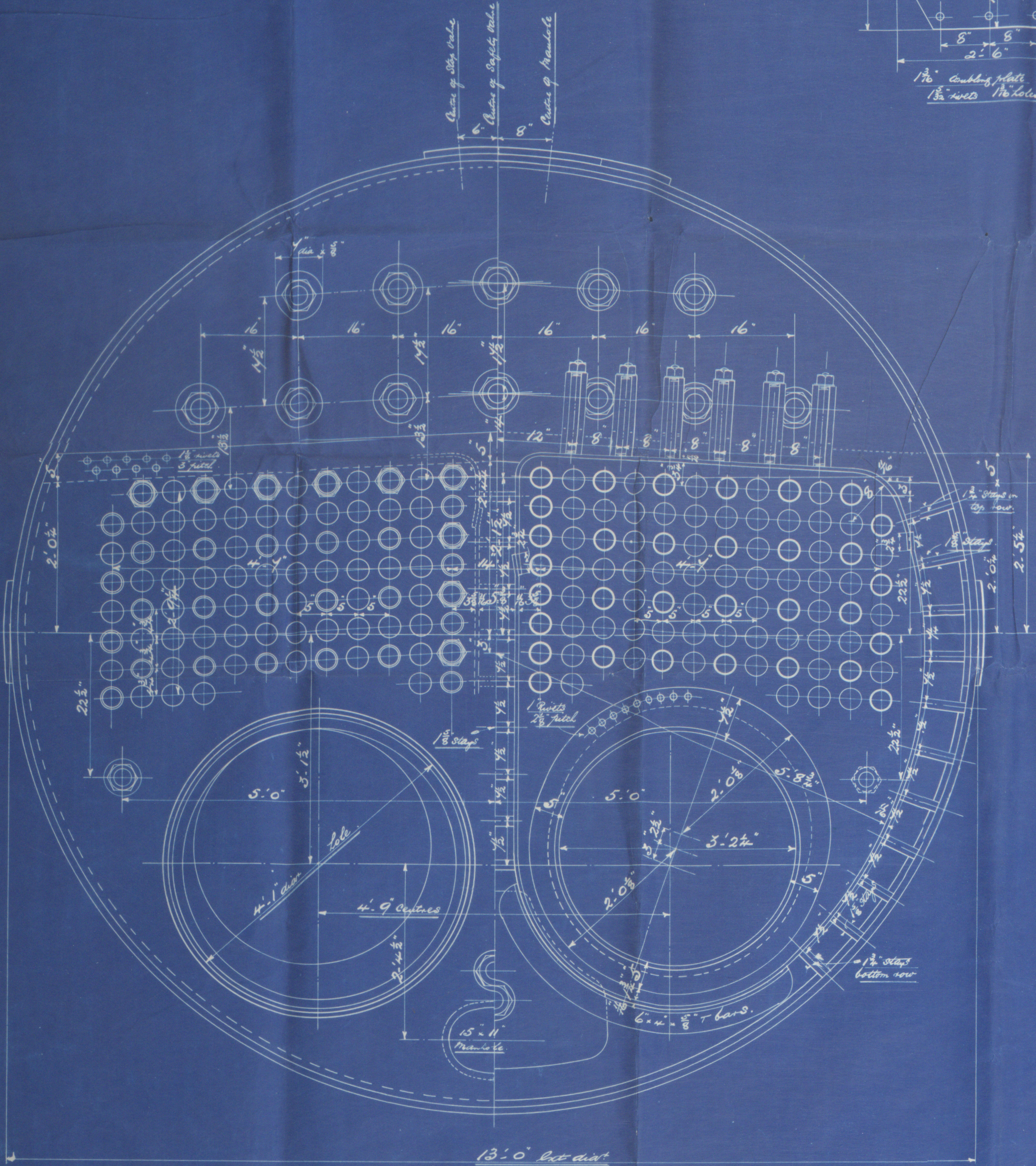


DIA. OF BOILER 13' 0" 12: 7: 04
 LENGTH OF DO 10' 6"
 NUMBER OF TUBES 148
 LENGTH OF DO 6' 4" between plates
 DIA. OF DO 3 1/2" AREA THRU TUBES 9.2 sq ft
 HEATING SURFACE IN TUBES 1032 sq ft
 TOTAL HEATING SURFACE 1335 sq ft
 FIRE BAR SURFACE 5 ft bars 36.6 sq ft
 DIA. OF SAFETY VALVES
 CUBIC FEET OF STEAM SPACE 285
 WORKING PRESSURE 200 lbs LLOYDS




Note:
 The plates must be made of steel by the Siemens-Martin process
 All must be rolled throughout the boiler, close in shell after
 the plates are bent.
 All flanged plates to be annealed after the plates are bent
 Stays are not to be welded. Tubes are of iron
 The inside strength of the shell plates to be between 28 & 32
 tons per sq. inch, that of the furnace 26 to 30 tons
 The combustion chamber stays are screwed into both plates & fitted
 with nuts at each end. Washers on outside only, none inside C.C.

Particulars of Staying			
Stays	Dist	Threads per inch	Eff. area at bottom of shell
Steam space stays	32"	6	7.242 sq in
Tube plate stays	28"	6	4.1 sq in
Bottom stays	3"	6	6.1 sq in
C.C. stays	1 1/2"	10	1.46 "
Stay tubes (1/2" dia)	3 1/2"	9	2.364 "



Note: Care to be
 taken that C.C.
 stays are not
 cut off or
 broken at the
 bottom of the
 boiler, as this
 will cause the
 boiler to leak.



AMOS & SMITH
 ENGINEERS
 ALBERT DOCK WORKS
 HULL

TITLE Steel Boilers
 FOR WHOM Messrs. Nelly & Co.
 DATE 28/6/04
 ORDER No. 408/9
 IF MADE
 SCALE 1" = 10'

STEEL BOILERS N^o 708 & 9

10085

© 2020
 Lloyd's Register


W1217-0139 1/2

From AMOS & SMITH, HULL.

Enclosure for

Lloyd's Surveyors

Hull



W1217-D139

Amos & Smith

- Bhs No 708 + 709 -
for Se. K. "Bassanio"



200th

Hull Report No. 16517



© 2020

Lloyd's Register
Foundation