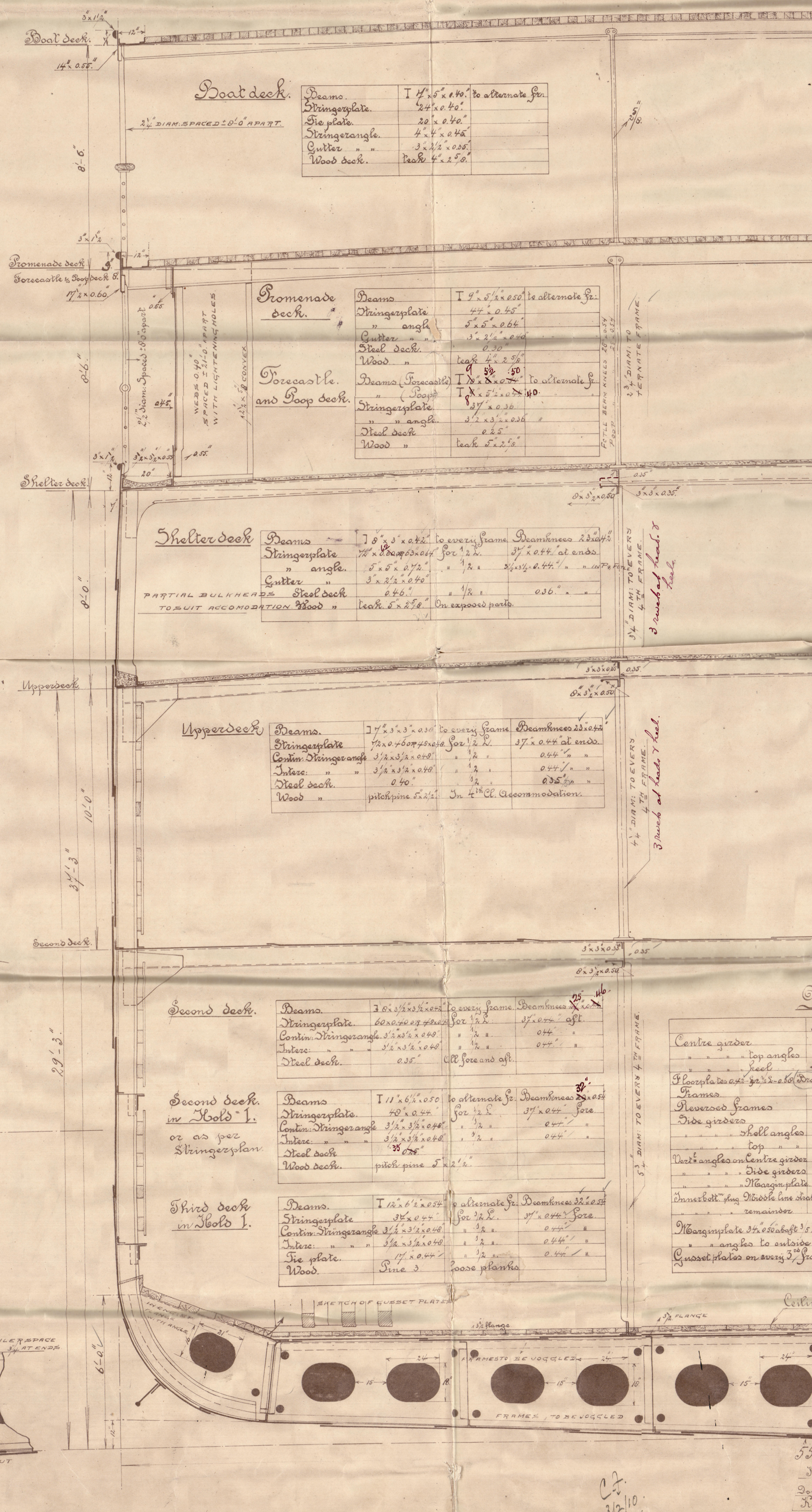


3.2.10.

Lloyd's Numbers.

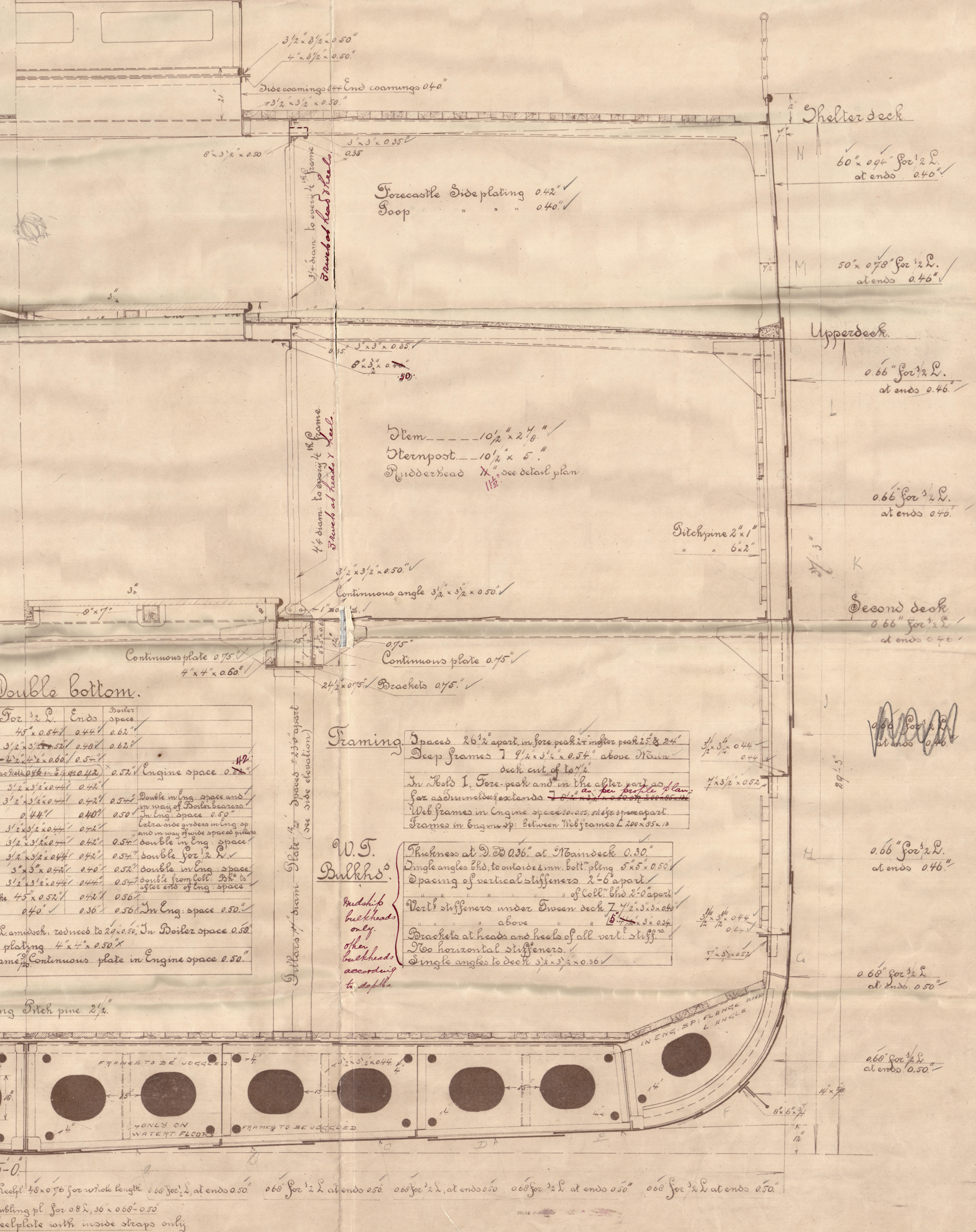
Principal dimensions.



Length between Perpendiculars	45' 0"
Depth moulded	5' 6"
Depth moulded to Shelter deck	5' 6"
" " Main deck	5' 2"
Height of Tweendeck II III & IV from Deck (outside)	10' 0"
" " "	11' 9"
" " "	14' 6"
Height deck to Foremast deck I (outside)	8' 0"
Shelter-deck to Promenade-deck	8' 0"
Promenade deck to Boat deck	0' 6"
Shelter deck to Forecastle deck	1' 9"
" " "	1' 9"
" " "	0' 9"
Around of beam Main, Shelter, Promenade and Boat deck	
Round of beam in Tweendeck II III IV and Outpost deck	1' 0"
Dise of floor	

Breadth $B = 55.0$
 Depth $D = 29.25$
 Transverse Tumber $T = 84.25$
 Length betw. S. p. $L = 455$
 Longitudinal Tumber $L = 38334$
 $29.25 \times 102.6 = 3 - 2 = 0 = 15.5$
 Proportions $L : (B \cdot D) = \frac{455}{55 \times 29.25} = 2.39$
 $L : B = \frac{455}{55} = 8.27$




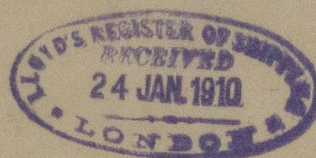


Section through Hole 11.



Koningen der Nederlanden
Auss. 4888.

N. I. M. N° 108

Midship Boatsman



© 2020

Lloyd's Register
Foundation

W1203 - 0124