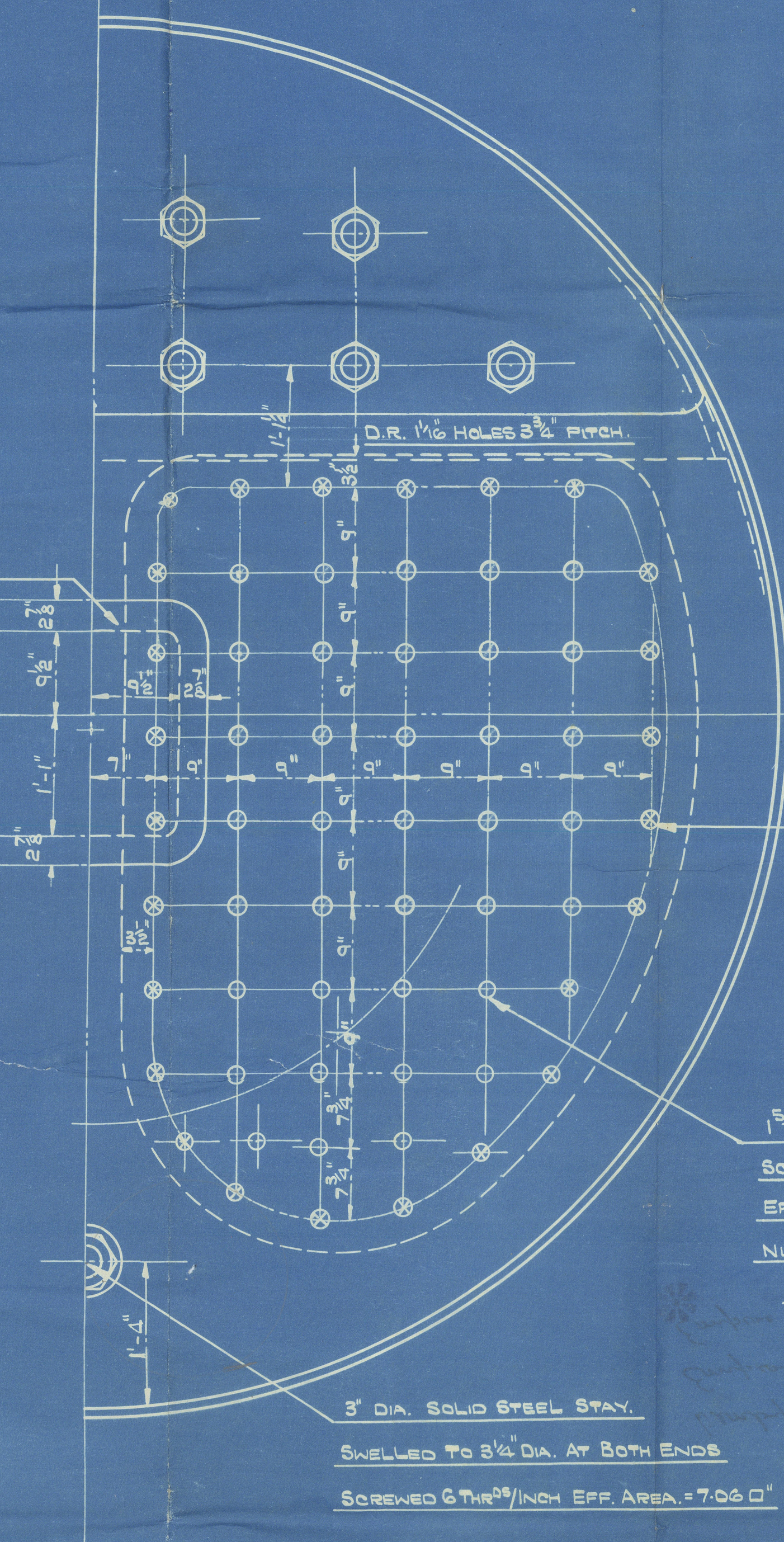
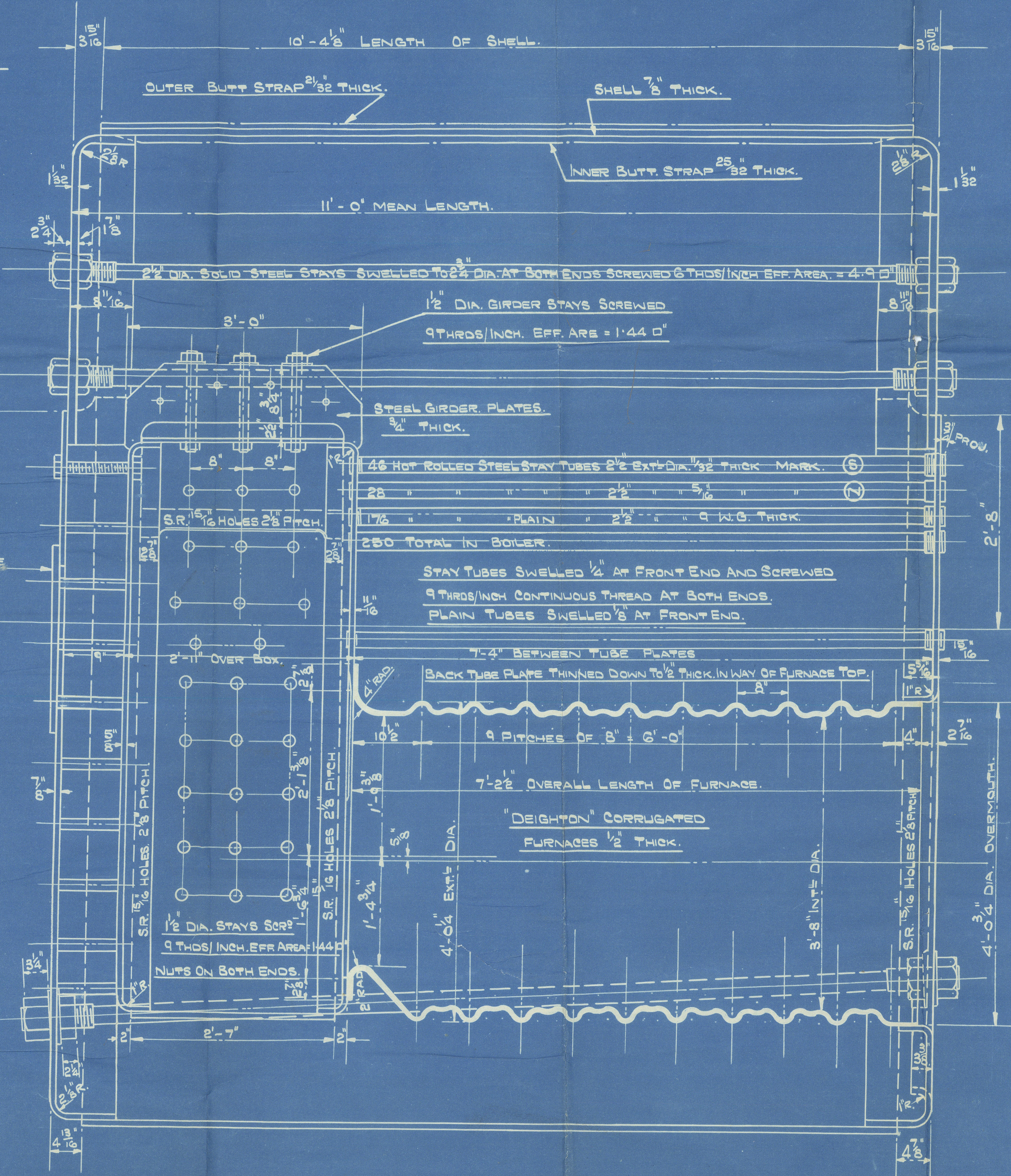
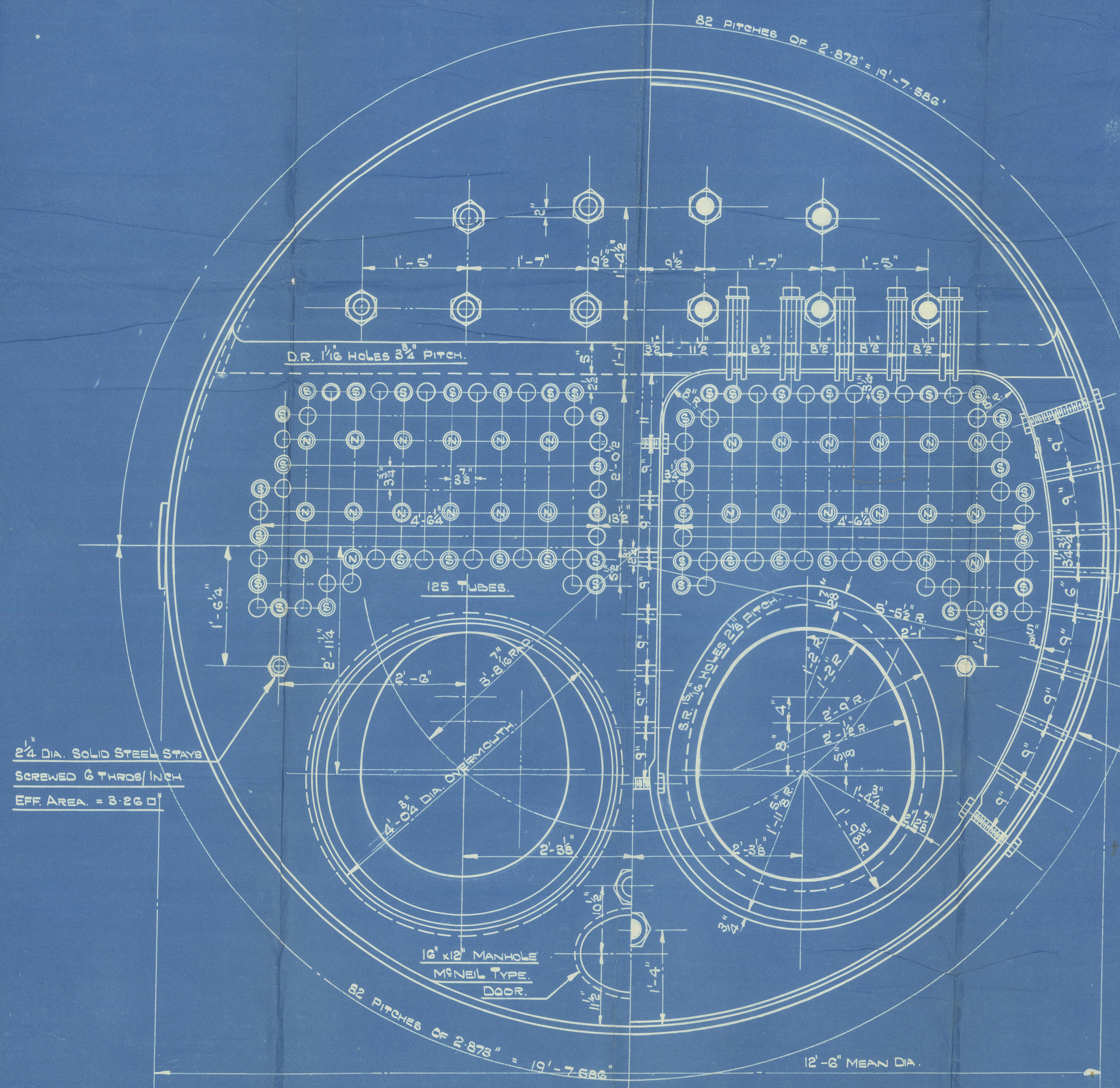


MANHOLE COMPENSATION PLATE
36 RIVETS 1 1/2 DIA. 1/8 DIA. HOLES.
FITTED WITH MINEL TYPE DOOR.




MARGINAL STAYS 1/2" DIA.
SCREWED 9 THRS/INCH.
EFF. AREA = 2.08 D"
NUTS ON BOTH ENDS
MARK. X
1 1/2" DIA. SOLID STEEL STAYS
SCREW 9 THRS/INCH.
EFF. AREA = 1.72 D"
NUTS ON BOTH ENDS
MARK. O

ALL PLATES, STAYS & RIVETS OF SIEMENS MARTIN MILD STEEL.
TUBES HOT ROLLED STEEL.
LONGITUDINAL SEAMS, DOUBLE BUTT STRAPS, TREBLE RIVETED.
CIRCUMFERENTIAL SEAM DOUBLE RIVETED LAP.
WORKING PRESSURE 150 LBS/D"
TEST PRESSURE 275 LBS/D"
ALL RIVET HOLES DRILLED AFTER PLATES ARE BENT
THEN PLATES TAKEN APART & BURRS REMOVED
RIVETING BY HYDRAULIC PRESSURE WHERE PRACTICABLE.
THREE PLAIN BOILER TUBES SPARE.
6 STUDS FOR ZINC PLATES TO BE FITTED IN FURNACE OF EACH BOILER
12' x 6" x 6" x 1' ZINC PLATES SUPPLIED.

THICKNESS	TENSILE
SHELL PLATES	29-33 TONS/D"
INNER BUTT STRAPS	29-33 " "
OUTER " "	29-33 " "
GIRDER PLATES	29-33 " "
TOP ENDS	26-30 " "
FRONT BOTTOM END	26-30 " "
BACK	26-30 " "
BACK TUBE PLATES	26-30 " "
COMB. CHAMBER BACKS	26-30 " "
WRAPPER PLATES	26-30 " "
FURNACE	26-30 " "
MANHOLE COMPEN. PLATE	26-30 " "
COVER PLATE	26-30 " "
LONGIT. STAYS MILD STEEL	26-30 " "
COMB. CHAMBER STAYS	26-30 " "
RIVET BARS	26-30 " "

HEATING SURFACE.	SQUARE FEET.
250 TUBES 2 1/2 EXT DIA.	1196
FURNACES 3'-6" INT DIA.	210
COMBUSTION CHAMBERS	243
TOTAL FOR ONE BOILER	1650
" " TWO BOILERS	3300
AREA THRO' TUBES ONE BOILER	6.1

BOILERS TO WORK IN CONJUNCTION WITH
FORCED DRAUGHT.
ONE BOILER ARRANGED FOR OIL BURNING AND
MAIN ENGINE EXHAUST GASES.
OTHER BOILER OIL BURNING ONLY.



SEAM.	DIA. OF RIVET.	DIA. OF HOLE.	PITCH.	PLATE %.	RIVET %.	COMBINED.	W.P. OF SHELL BY RULE
LONGITUDINAL SEAM.	7/8	15/16	6 3/4	88.1	89.8	89.52	158 LBS/D"
CIRCUMFERENTIAL "	7/8	15/16	2-5/8	67.36	43.7		

TWO OFF PER SHIP.

BOILERS.
ENC. NO. K131-K132-K133-K134/R.

12'-6" MEAN DIA. x 11'-0" MEAN LENGTH. 150 LBS/D" W.P.

TO PASS LLOYDS TESTS AND REQUIREMENTS.

SCALED = ONE FOOT.

7th OCTOBER, 1939.

J. G. Kincaid Bly S.

Darbydale K132 65

G.R.K. REPORT N^o. 21284


Empire Jet K133 63

G.R.K. REPORT N^o. 21546

Empire Jet K144 64

G.R.K. REPORT N^o. 21666
N.N. Norland Sls. 64740.

Boilers



KINCAIDS

Boilers

N^o 131, 132

133 134

App^d 16/10/39

131 Bln.
not to train plans

NEM. } 131 Dng H^o
Clark } 12129

W1200 - 0084



© 2021

Lloyd's Register
Foundation