

# SHIP NOS 634-5

## MIDSHIP SECTION

COMPLETE SUPERSTRUCTURE VESSEL

LENGTH B.P. 290'0" BREADTH MLD 44'9 1/4" DEPTH MLD 17'7" to 2<sup>ND</sup> DK.

CLASS 100 A1 WITH FREEBOARD.

SCALE 1/2" = 1'00"

### NUMERALS

DEPTH 'D' FOR PROPORTIONS WITH 8'-0" SHELTER = 25.58 FEET.  
STANDARD HEIGHT OF SHELTER = 7'-6"  
DEPTH 'D' FOR SCANTLINGS = 25.08'  
DEPTH 'd' NOS 1 & 3 HOLDS 14.71'  
"d" NO 2 HOLD 15.44'  
"d" ENG ROOM 14.14'

1<sup>ST</sup> LONGITUDINAL NUMERAL  
L x D = 290 x 25.08 = 7273

2<sup>ND</sup> LONGITUDINAL NUMERAL  
L x (B x D) = 290 x (44.77 x 25.08) = 20258

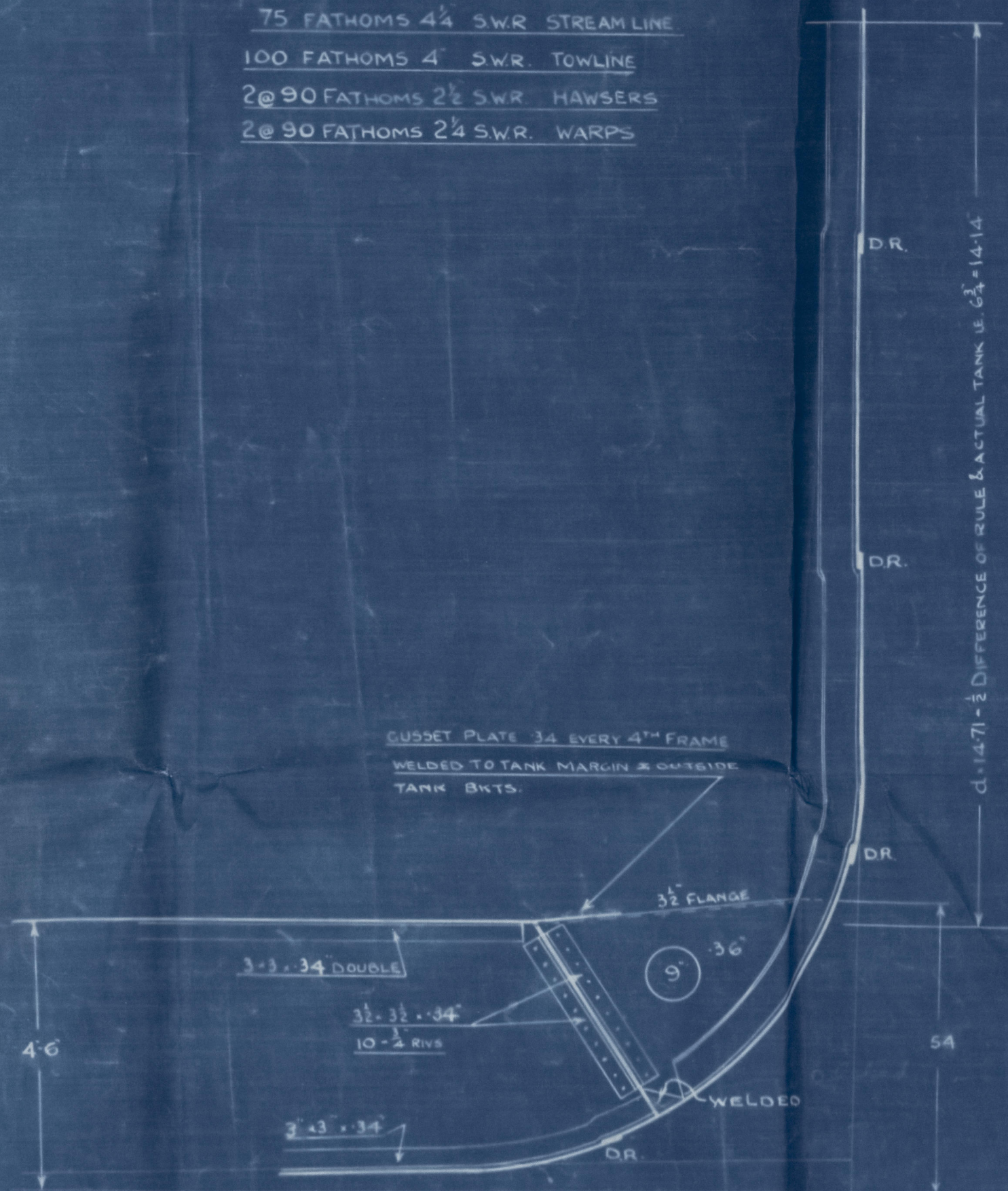
PROPORTIONS  
D 290  
D UPPER = 25.58 = 11.33  
D BRIDGE 33.08 = 8.77

### EQUIPMENT NUMERAL


L x (B x D) 290 x (44.77 x 25.58) = 20401.50  
DECKHOUSE & CASINGS 8925.75 x 7.5 = 501.03  
BOAT DECKHOUSE 32.75 x 7.5 x 5 = 122.81  
CAPTAIN'S HOUSE 28.5 x 7.5 x 5 = 106.87  
HOUSE AFT 22.5 x 7.5 x 5 = 84.37  
21216.58

### EQUIPMENT LETTER


3 BOWER ANCHORS STOCKLESS COLLECTIVE WEIGHT 119 1/2 CWTs  
1 STREAM EX STOCK  
240 FATHOMS 1 1/2" STUD CHAIN CABLE  
75 FATHOMS 4 1/2" SWR. STREAMLINE  
100 FATHOMS 4" SWR. TOWLINE  
2@90 FATHOMS 2 1/2" SWR. HAWSERS  
2@90 FATHOMS 2 1/2" SWR. WARPS



SECTION THROUGH ENGINE ROOM.



KEEL PLATE 46" x 50" FOR 1/2" AT ENDS  
2 STRAKES EACH SIDE OF KEEL TO BE 10% IN EXCESS OF MIDSHIP THICKNESS MAINTAINED FROM 1/2" FORWARD TO COLLISION BULKHEAD



INTERMEDIATE FLOOR WITH CHANNEL STRUTTS.

### SPECIFICATION EXTRAS

KEEL TO BE INCREASE 04 ABOVE RULE  
AREA OF RUDDER POST TO BE 15% ABOVE RULE  
SHEERSTRAKE TO BE 10% ABOVE RULE FOR A DISTANCE OF ABOUT 20FT FORE & AFT OF MIDSHIP ERECTION.  
THE ABOVE EXTRAS ARE NOT INCLUDED IN THE SCANTLINGS SHOWN ON THIS PLAN.

SEAMS OF SIDE PLATING TO BE DOUBLE RIVETED AS PER SECTION 30. PARA 5 B

SECTION IN WAY OF NOS 1 & 3 HOLDS  
TANK TOP CARRIED OUT TO SHELL



Nº 634-5

Midship Section

"POZARICA"<sup>1</sup>

(as built)

Sld. 37225-

W.S.

38 ~~2A~~

RETAIN



© 2021

Lloyd's Register  
Foundation

E400-2611M