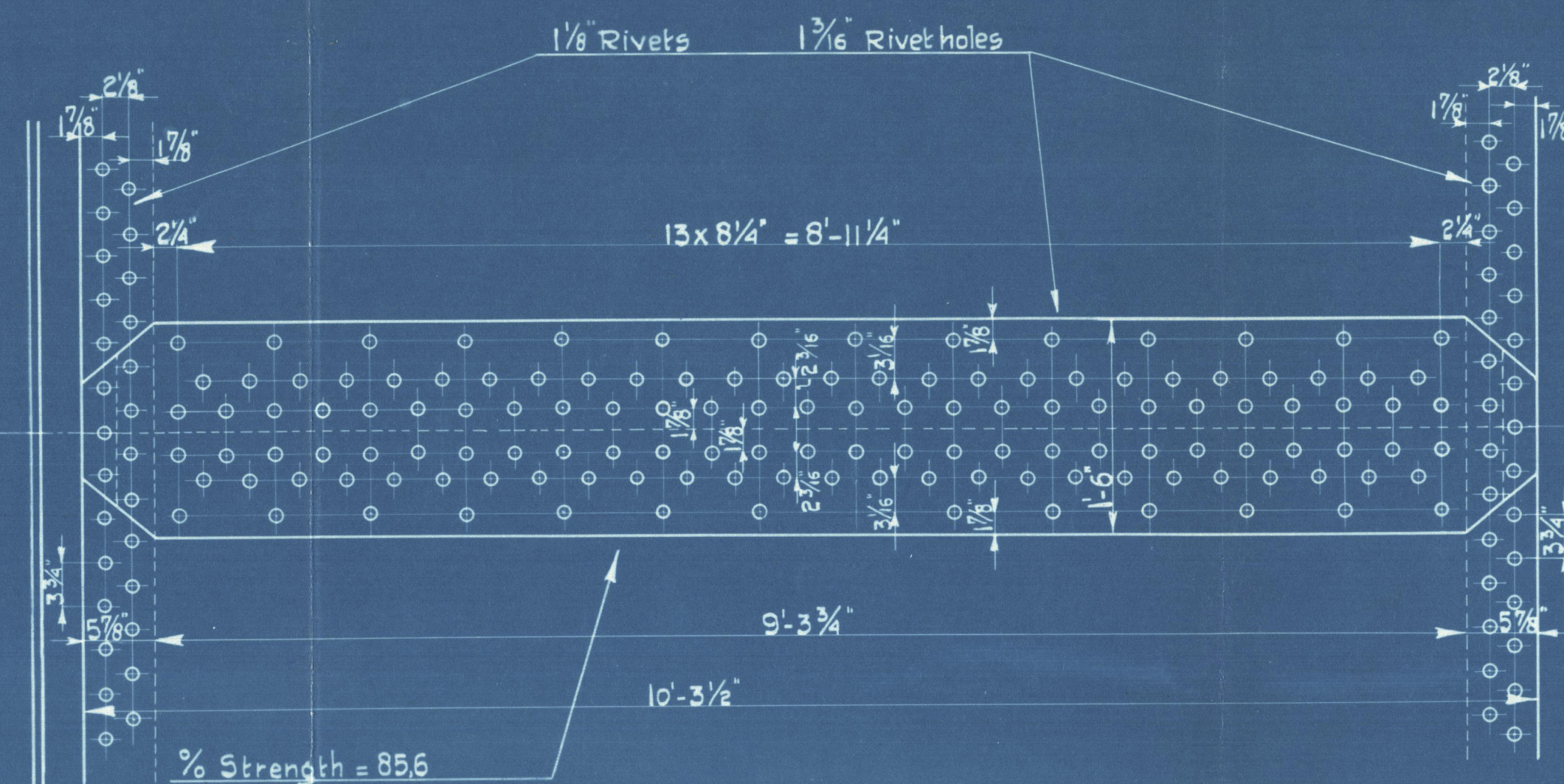


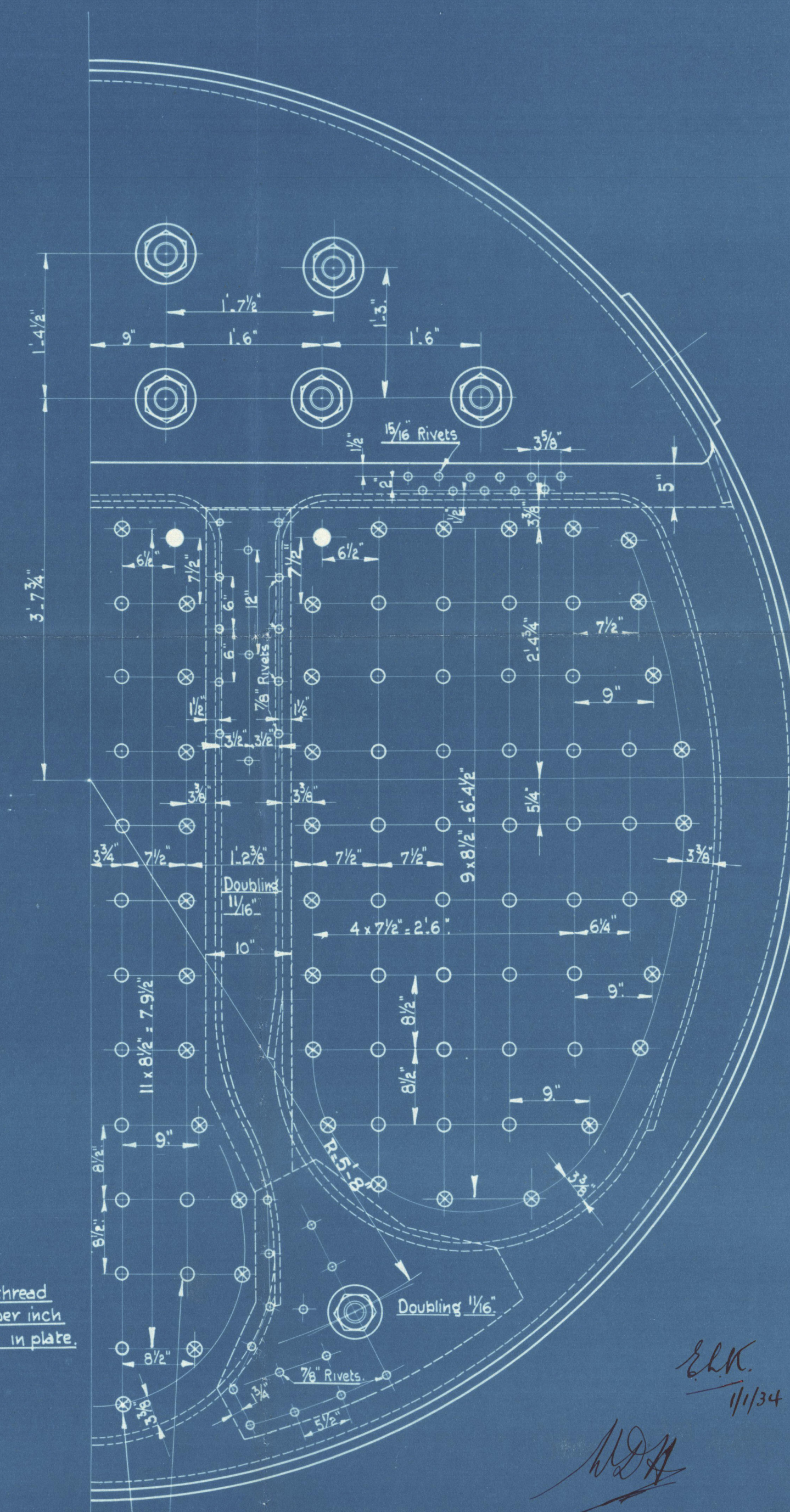
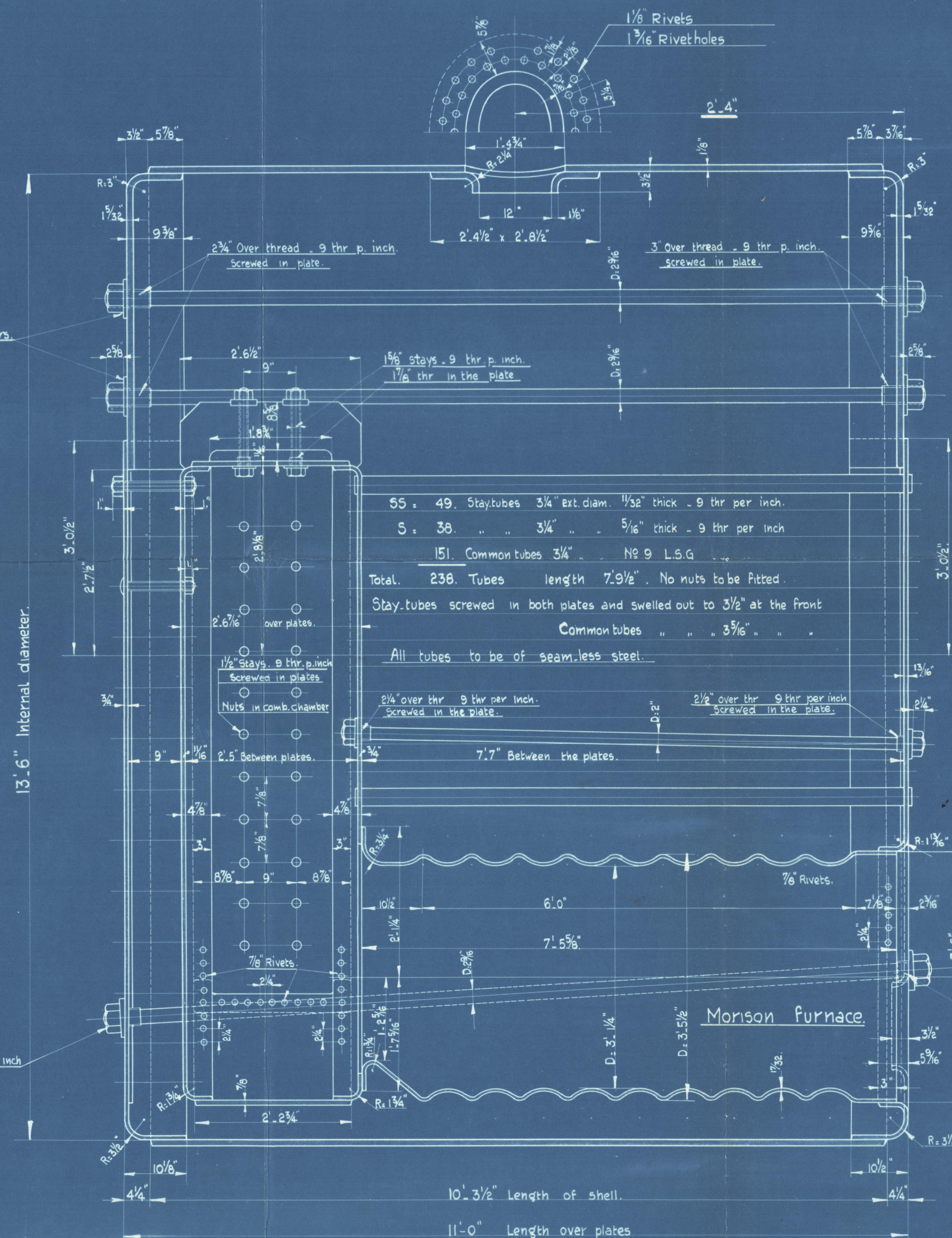
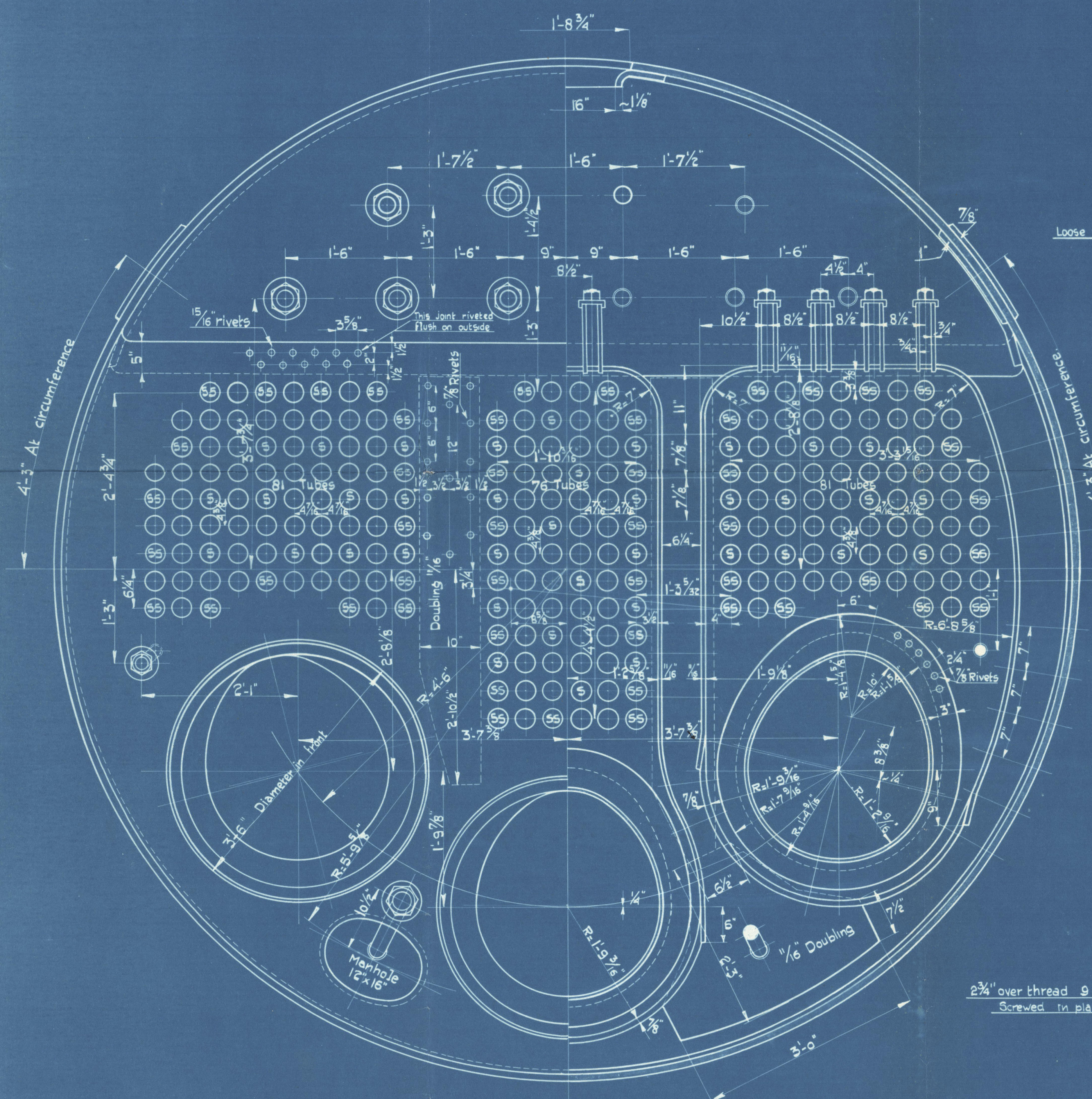
Thickness of plates	
Shell plates	1 1/8"
Shell butt straps (outer)	7/8"
" " (inner)	1"
Fronttop.	1 5/8"
Backtop.	1 5/8"
Back bottom.	3/4"
Front bottom.	1 3/8"
C.T. Plates.	3/4"
C.C. Back.	1 1/8"
C.C. Sides & top.	1 1/8"
C.C. Bottom.	7/8"
Doubling plates.	1 1/8"
Girders.	3/4"
Furnaces.	1 7/8"

Dimensions	
238 Tubes 3/4" outside 7.7" between plates	1535.7 Sq.ft.
3 Furnaces 3 1/4" int. diam (above fire bars.)	132.5 " "
3 Combustion chambers	186.8 " "
Total heating surface	1855 Sq.Ft.



Tensile strength.		
Shell and mainhole plates	28-35 tons / sq inch	20% Elongation in 8" length
Butt straps	28-35 " " "	20% " " 8" "
End plates	26-30 " " "	23% " " 8" "
Furnaces	26-30 " " "	23% " " 8" "
Comb. chambers	26-30 " " "	23% " " 8" "
Stays (Longitudinal)	28-35 " " "	20% " " 8" "
" (Comb. chambers)	26-30 " " "	23% " " 8" "
Girder plates	28-35 " " "	20% " " 8" "
Rivets	26-30 " " "	25% " " 8" "

Verwarmend opp. = 172,3 M²
 Verwarmd opp. = 155,2 M²
 Stoomdruk = 12,65 KG/cm²



Boilers No 517.518. W.P. 180 lb p.sq.inch. with Lloyds' test. 29.12.33.

All marginal stays in back to have nuts at the outside.
 All other stays riveted over at the outside.
 All stays to have nuts at the comb. chamber side.
 Stays marked thus ○ 1/2" Diam 9 thr. p. inch.
 " " " ⊗ 1 3/4" Diam 9 thr. p. inch.
 " " " ● 2" Diam 9 thr. p. inch.

Also for s/c. 'SCHIELAND' N° 34661 R.B.
 See Ref. letter 11/134. E.L.K. 11/134

N.V. ROTT, DROOGDOK M.J.
 AFD: WERKTUIGBOUW

Stoomketel.

SCHAAL 1:12 DATUM 29-12-33 GET. GEC. GEC.

AFGEZ. AAN: Lloyds' Register DD. 30-12-33 GEZ.

TEEK. No 13056 VERZEND NO 10000

1019-0190

Plan of
Ebbers' Mott Droogdok My
Boilers N^o 517 & 518
intended for the
S.S. ~~Light~~ Anna Louisa
— (Rot. ref. 22862)

also for Boilers Nos. 519 & 520
on S.S. Schiland (Rot. ref.
No. 22930)

(File with Schiland)

W119-0190



© 2020

Lloyd's Register
Foundation