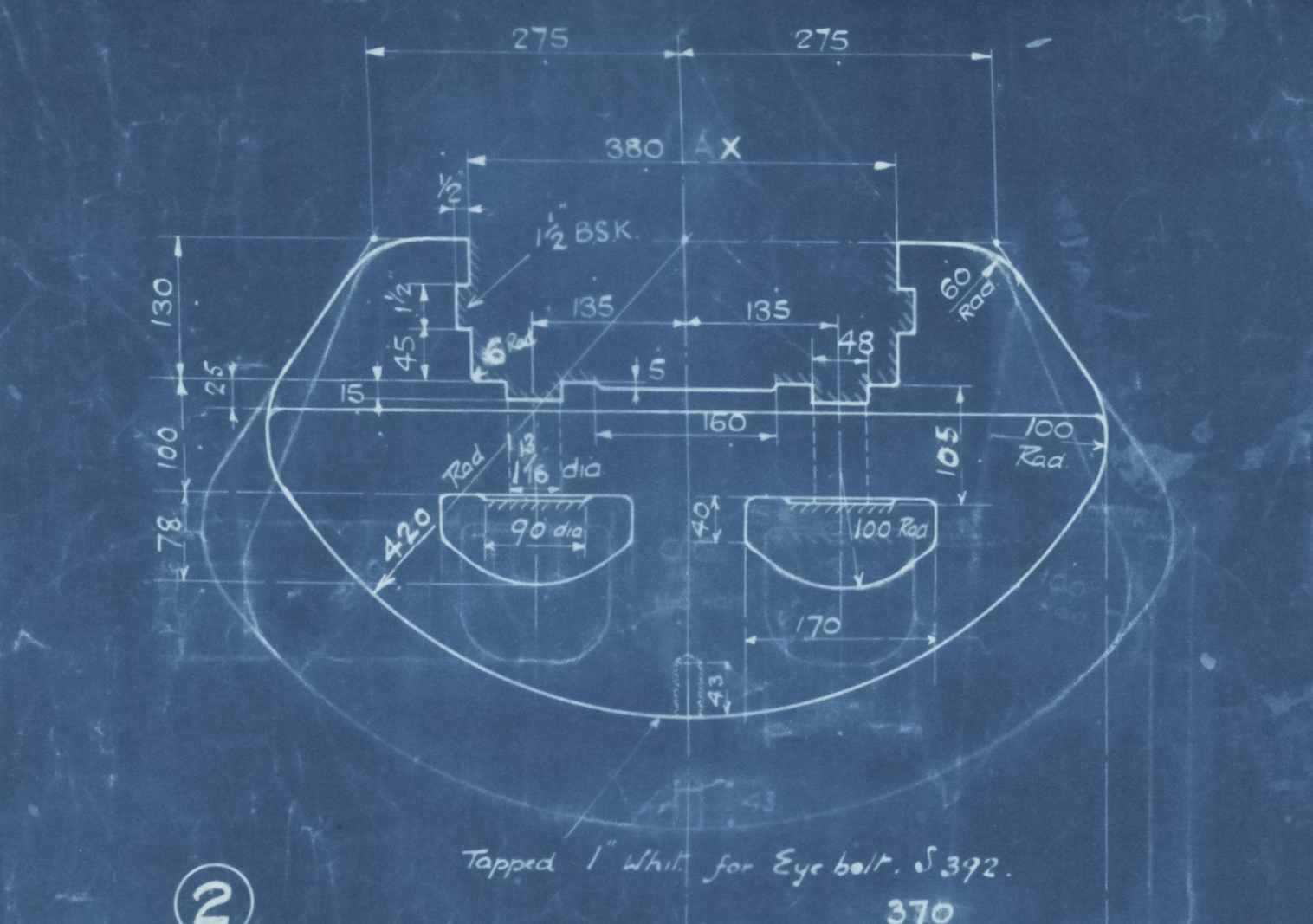
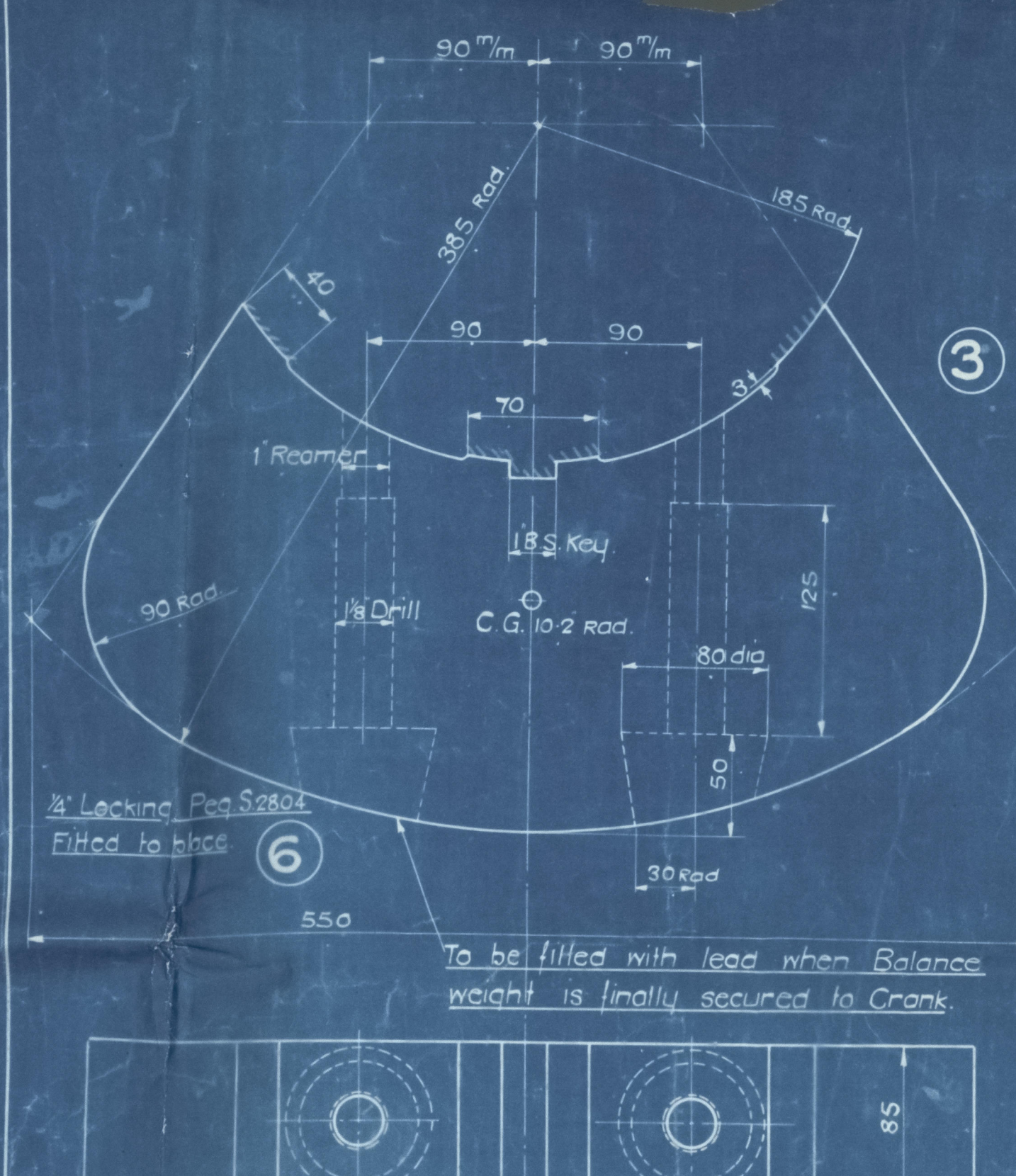


Crankshaft (4 410 Diesel Engine) (Marine)

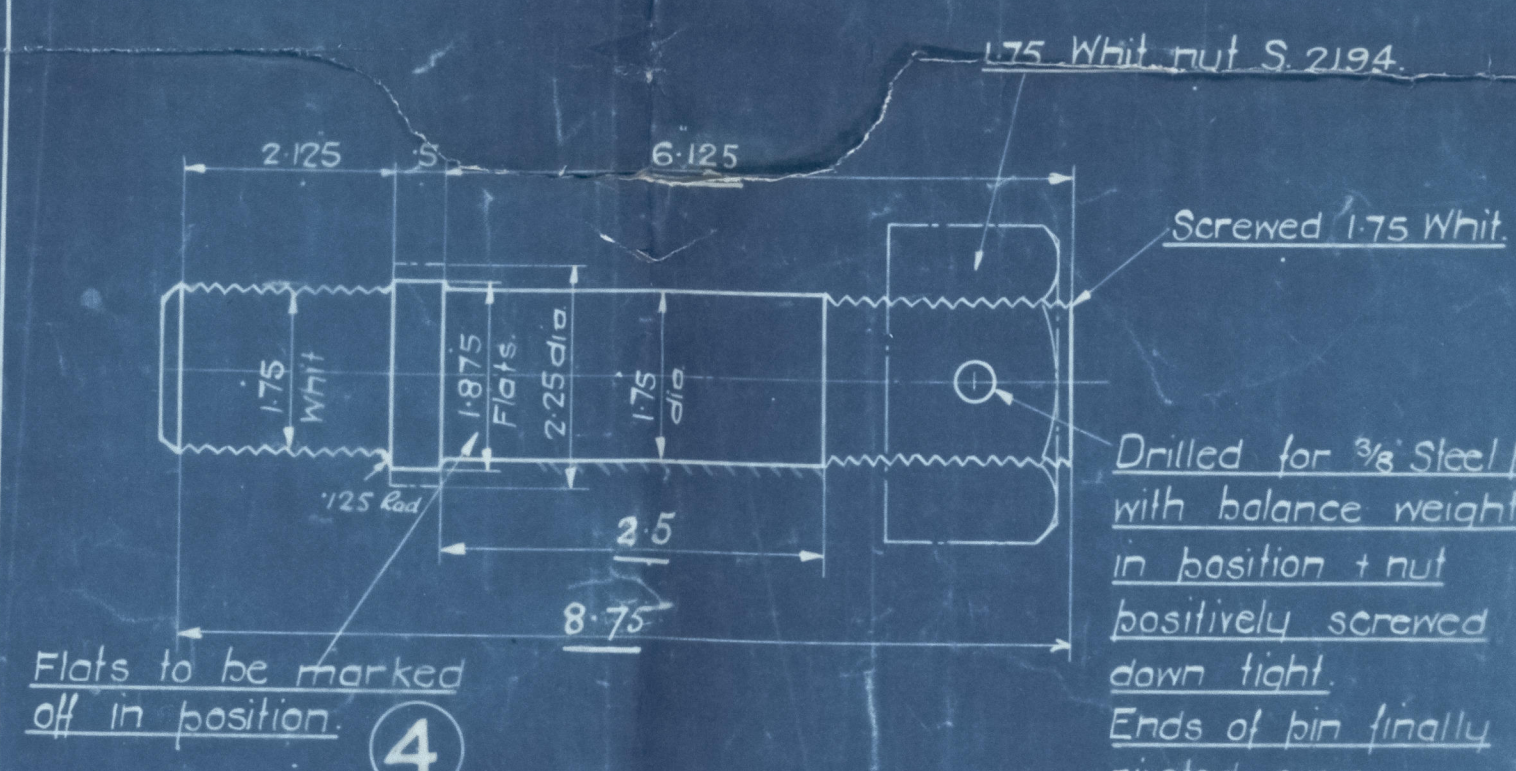
Symbols & Limits. B.E.S.A. Table.




Balance Weight (Main Crank)
Finished Weight - 121 lbs
Part No 40158




Balance Weight (A Comb Crank)
Finished Weight - 122 lbs
Effective Weight - 127 lbs at 10.2 rad
Part No 40159




2 1/2 Round Steel Bar



Steel Bar



1" Hex Black Steel Bar



Steel Bar

Material Order List					
No. off per set	Mark	Description	S.N.	Matl	P.N.
1	1	Crankshaft	SB		
8	2	Bal. wt. Main	C.I.	40158	
1	3	A.C.	C.I.	40159	
16	4	Stud	SB		
2	5	Screw	SB		
2	6	1/2 Locking Peg	SB		
16	7	1 1/2 Key	SB		
1	8	1" Key	SB		
2	9	Flywheel Key	S		Part No 40157
1	10	Wormwheel Key	SB		
6	11	Coupling Bolt	SB		
6	12	Coupling Bolt Nut	SB		
6	13	1/2 Split Pin	SB		

NO RES.
Drawing shows Right Hand.
This Drawing must not be scaled.
Allowance to be made for machining where indicated thus M.A.O. = Machined all over.
Working Pressure lbs. per square inch.
Test Pressure " " " "

Drawing Office Order List					
Name	W. No.	No. of Sets	Hand	Remarks	Date
Hayfield - B. 44	1/2/201	3			7/2/25

K/68834

DIESEL ENGINE 4 410 600 CRANKSHAFT & DETAILS.

DWG. No. K/68834

W1175-0187

Messrs. W. H. Allen & Sons Eng'rs N^{os} 27904/1/2/3

for
Fairfield's N^o 619

Bibby S.S. Co

CRANK SHAFT

W.S. 275

London Report No. 90,085.

Shropshire *

GLASGOW REPORT NO. 46030

RETAIN



© 2021

Lloyd's Register
Foundation