

SINGLE SCREW MOTORSHIP. — S.S.M.V. N^{OS} 695-6-7.

LLOYD'S 100A1. CLASS

COMPLETE SUPERSTRUCTURE TYPE
WITH FREEBOARD CORRESPONDING TO A DRAUGHT NOT EXCEEDING
THAT CONTEMPLATED BY THE RULES FOR A COMPLETE
SUPERSTRUCTURE VESSEL HAVING A TONNAGE OPENING.

SCALE $\frac{1}{2}$ = 1 FOOT

11/10/25

PRINCIPAL DIMENSIONS	
LENGTH B.P.	425' 0"
BREADTH EXTREME	58' 32"
Do. MOULDED.	58' 0"
DEPTH MLD. 2 ND DK.	29' 0"
Do. Do. UPPER DK.	38' 6"
DEPTH TO LENGTH	11.04

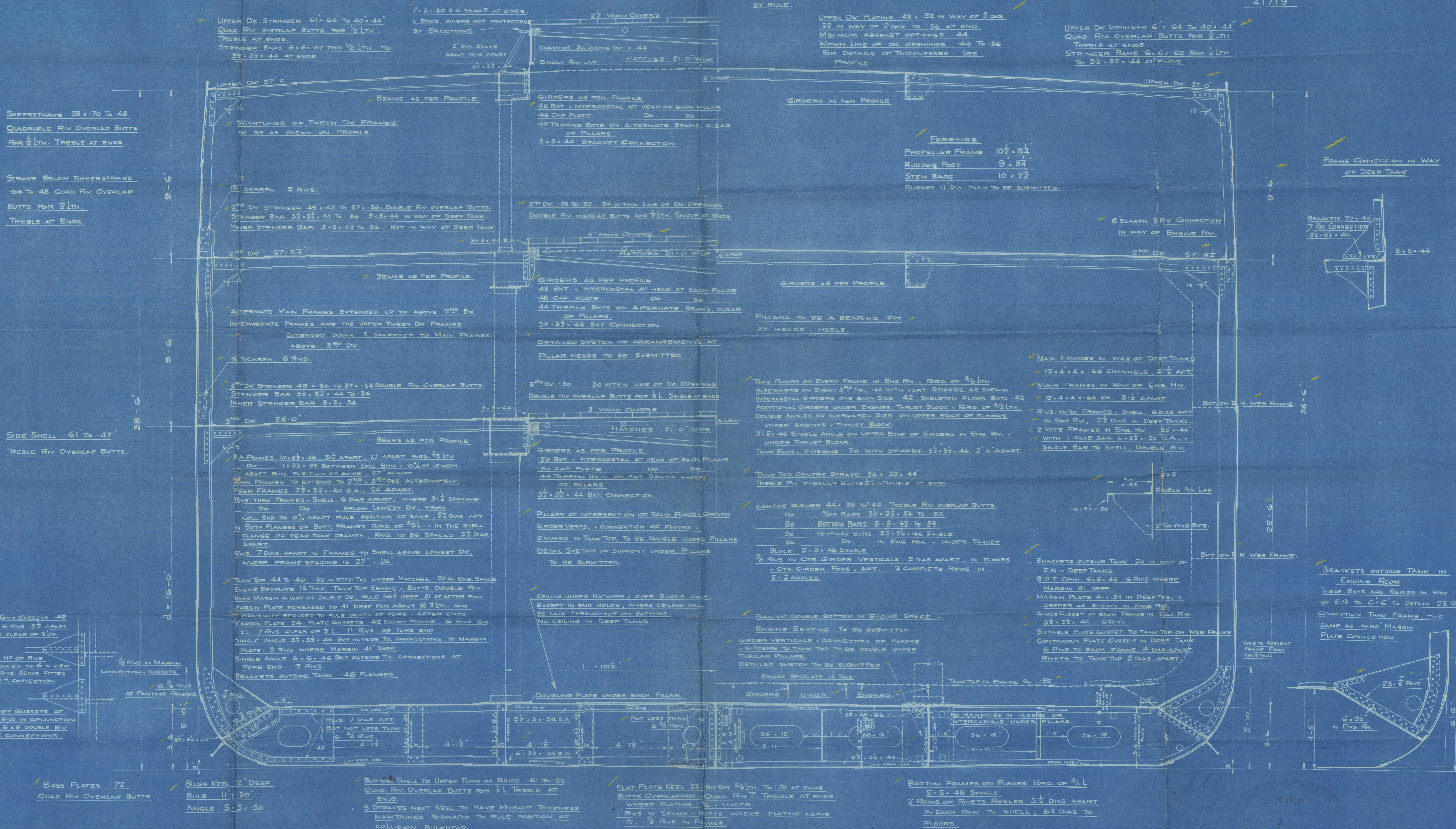
NUMERALS	
29.0 + 8	= D 37.00
29.0 - 9.5 - 3.5	= d 16.00 <i>in way of 3 decks.</i>
37.0 x 425	= 1 ST N ^O 15,725
(37.0 + 58) 425	= 2 ND N ^O 40,375

EQUIPMENT NUMERALS	
(B + D) L	41012
FORECASTLE 46 x 8 x 75	276
CASING 78.75 x 8 x 5	315
DECKHOUSE 28.87 x 8 x 5	116
	41719

NOTE: DK SCANTLING HAS BEEN
MODIFIED IN VIEW OF DECK
OPENINGS & TUMBLE HOME
BEING LESS THAN ALLOWED
BY RULE.

UPPER DK. PLATING 48 x 52 IN WAY OF 3 DKS.
52 IN WAY OF 2 DKS TO 36 AT END.
MINIMUM ABREAST OPENINGS 44
WITHIN LINE OF DK. OPENINGS 40 TO 36
FOR DETAILS OF THICKNESSES SEE
PROFILE.

UPPER DK. STRINGER 61 x 64 TO 40 x 44
QUAD. RIV. OVERLAP BUTTS FOR 2 1/2 LTH.
TREBLE AT ENDS.
STRINGER BARS 6 x 6 x 62 FOR 1/2 LTH.
TO 32 x 32 x 44 AT ENDS.




Sunderland

Messrs Sir James Laing & Sons Ltd

M.V. 695, 696, 697.

Midship Section

Nº 695. M.S. "SILVERBEECH" 


SUNDERLAND RPT. NO. 29318

Nº 696. M.V. "SILVERGUAVA"

SUNDERLAND RPT. NO. 29458

Nº 697. M.V. "SILVERMAPLE"

SUNDERLAND RPT. NO. 29550



© 2020

Lloyd's Register
Foundation

W1157-0043