

No 414.

SS "THE EMPEROR."

MIDSHIP SECTION.

SCALE 1/2 INCH = 1 FOOT.

MOULDED DIMENSIONS:- 195'-0" x 30'-3" x 14'-2" TO UPPER DECK.
18'-2" TO R.Q. DECK.

TO CLASS LLOYD'S 100 A.1.

NOTE:- THROUGHOUT NO RIVET LESS THAN 3/4 DIA^R EXCEPT IN CASING AND HOUSES.

	BRIDGE DECK.	FORECASTLE DECK.
HEIGHT BEAM TO BEAM.	7'-6"	7'-3"
ROUND OF BEAM.	7 1/2"	7 1/2"
BEAMS ON ALTER FRAMES.	5' x 3" x 3 1/2" B.A.	4 1/2' x 3 1/2" B.A. TO 6' x 3" x 3 1/2" B.A. 10' x 1 1/2" x 3 1/2" 4' x 3/4" B.
BEAM KNEES.	15' x 12' x 3 1/2" 4' x 3/4" RVS.	18' x 13' x 3 1/2" 5' x 3/4" B.
SIDE PLATING.	27"	27"
STRINGER PLATE.	3 1/4" x 27"	17 1/4" x 27"
STRINGER ANGLE.	3' x 3" x 27"	3' x 3" x 27"
QUITTER ANGLE.	2 1/2' x 2 1/2' x 3 1/2"	2 1/2' x 2 1/2' x 3 1/2"
TIE PLATES.	7' x 27"	7' x 27"
WOOD DECK.	5' x 2 1/2" P. PINE.	5' x 2 1/2" P. PINE.

LLOYD'S NUMERALS.		
L		195.0
B		30.25
D		14.17
C	TO UPPER DECK	11.66
C	TO QUARTER DECK (HOLD)	15.66
C	TO QUARTER DECK (B SPACE)	17.36
C	TO QUARTER DECK (E SPACE)	14.16
L/D	TO UPPER DECK	13.76
L/D	TO QUARTER DECK	10.73
L x D		27.63.15
L x (B + D)		86.61.9
ERECTIONS 77.6%.		

EQUIPMENT NUMERAL.		
2 ND LONGITUDINAL NUMBER		866190
QUARTER DECK	110.5 x 4	4.42
FORECASTLE DECK	30.0 x 7.25 x 7.5	1.63.12
BRIDGE DECK	10.83 x 7.5 x 7.5	6.1
CASING	58.65 x 7.75 x 50	2.27.
EQUIPMENT NUMBER = 9555.		

EQUIPMENT (LETTER #).

2 BOWER ANCHORS STOCKLESS, EACH 19 CWTs. + 1 BOWER STOCKLESS AT 16 1/4 CWTs.

1 STREAM ANCHOR 5 1/4 CWTs. E & STOCK.

210 FATHS. 1 1/16" STD CHAIN CABLE.

60 " 3 1/4" STEEL STREAM WIRE.

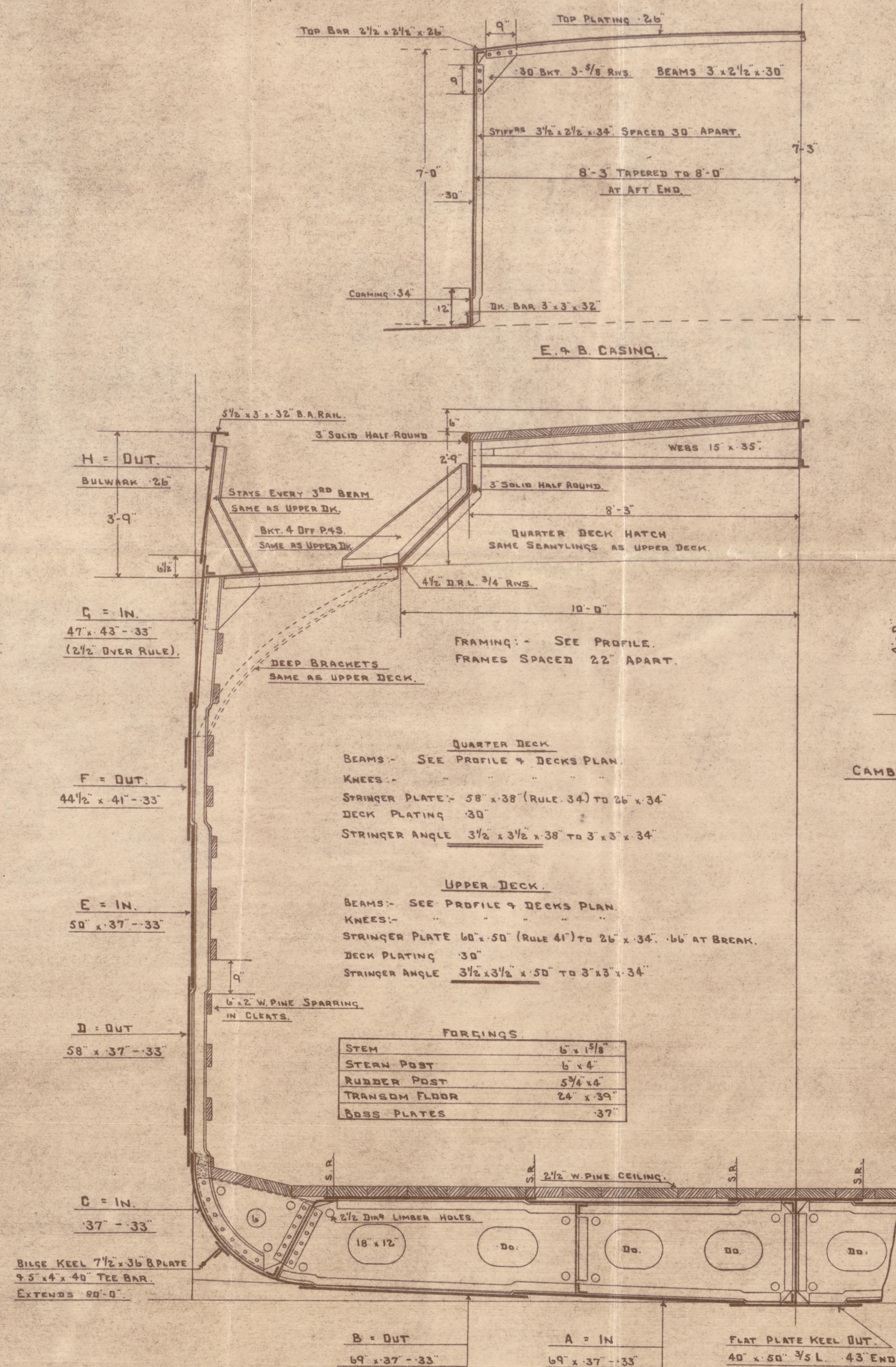
90 " 3" STEEL WIRE TOWLINE.

1 OFF 90 FATHS. 6 MANILLA HEMP HAWSER.

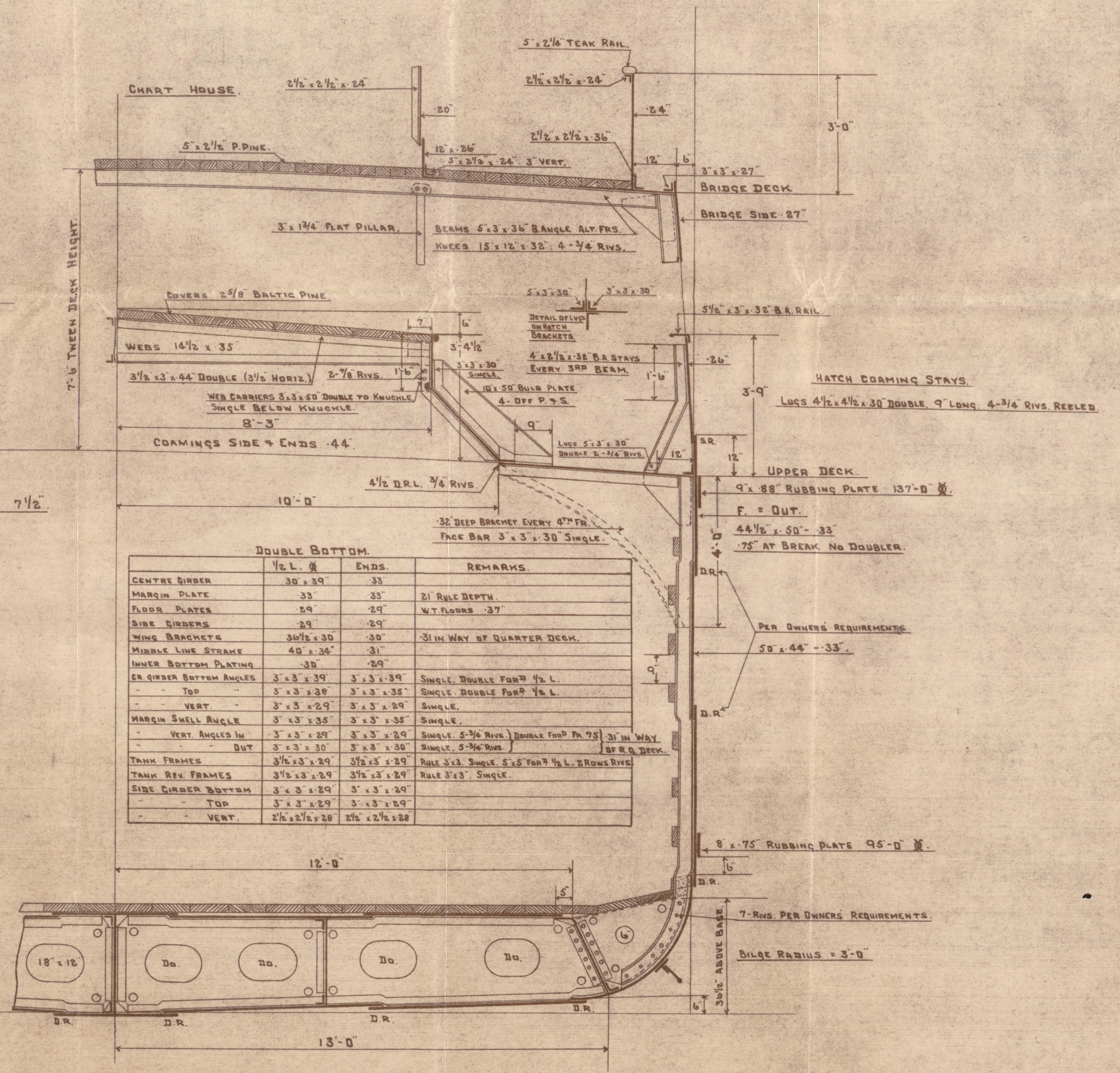
1 " 90 FATHS. 5" MANILLA WARD.

	BOILER SPACE.	ENG. SPACE.
FRAMES	6' x 3" x 4 1/2" B.A.	6' x 3" x 3 1/2" B.A.
REV. FRAMES	3' x 3" x 4 1/2"	3 1/2' x 3" x 3 1/2"
FLOORS	10 1/4' x 4 1/2"	36"
EA. THIRD PLATE	50"	48"
FOUNDATION PLATE	32' x 49"	48"
TOP ANGLES	3' x 3" x 4 1/2"	3' x 3" x 4 1/2"
BOTTOM ANGLES	3 1/2' x 3 1/2' x 4 1/2"	3 1/2' x 3 1/2' x 4 1/2"
VERT. ANGLES	3' x 3" x 4 1/2"	3' x 3" x 4 1/2"
SIDE INT. PLATE	42"	36"
BOTTOM ANGLES	3' x 3" x 3 1/2"	3' x 3" x 3 1/2"
VERT. ANGLES	NONE.	3' x 3" x 3 1/2"

SECTION THRO' OPEN FLOORS
IN BOILER ROOM.




SECTION THRO' HOLD IN WAY OF QUARTER DECK.



A & B STRAKES MIDSHIP THICKNESS MAINTAINED
TO RULE POSITION OF COLLISION BULKHEAD.

SECTION THRO' HOLD IN WAY OF UPPER DECK.

	1/2 LENGTH	ENDS.
BUTT RIVETING		
KEEL	TREBLE STRAPS	TREBLE STRAPS
SHEER STRAKE UPPER DH.	"	DOUBLE LAPS
" " QUAR. DH.	TREBLE LAPS	"
STRAKE BELLOW SHEER.	"	"
BOTTOM PLATING	DOUBLE LAPS	"
SIDE PLATING	"	"
UPPER DH. STRINGER PLATES	TREBLE LAPS	"
QUAR. " " " "	"	"
BR. FILE " " " "	DOUBLE LAPS	"
TANK MARGIN & MIDDLE LINE STRAKE	"	"
TANK TOP PLATING	"	SINGLE LAPS
BR. FILE SIDE PLATING	"	"
EDGE RIVETING		
SHELL PLATING	DOUBLE LAPS THROUGHOUT TO BOWERS REQ.	
DECK	"	SINGLE LAPS
TANK TOP	"	"



W1142-0047

- AILSA S.B. Co. -

- MIDSHIP SECTION -

- No 414 -

- "THE EMPEROR" -

as built
Mill.

21/2/30.

5.0000

GLASGOW REPORT No 50170

RETAIN



© 2020

Lloyd's Register
Foundation

W1142-0047