

S.S. "THE SULTAN."
MIDSHIP SECTION.

SCALE 1/2 INCH = 1 FOOT.

MOULDED DIMENSIONS:- 195'-0" x 30'-3" x 14'-2" TO UPPER DECK.

18'-2" TO R.Q. DECK.

TO CLASS LLOYD'S 100 A.I.

NOTE: THROUGHOUT NO RIVET LESS THAN $\frac{3}{4}$ " DIAM^R EXCEPT IN CASING AND HOUSES.

	BRIDGE DECK	FORECASTLE DECK
HEIGHT BEAM TO BEAM	7'-6"	7'-3"
ROUND OF BEAM	7½"	7½"
BEAMS ON ALTER FRAMES	5' x 3" 36 B/A	6' x 3" 32 B/A TO 4' x 3" 36 ANGLES
	15' x 12" x 27" 4-3/4 RVS	10½' x 12½" x 34" 4-3/4 18' x 15" x 34" 5-3/4
SIDE PLATING	32"	27"
STRINGER PLATE	3½" x 27"	17½" x 27"
STRINGER ANGLE	3' x 3" x 27"	3' x 3" x 27"
CUTTER ANGLE	2½" x 2½" x 36"	2½" x 2½" x 36"
TIE PLATES	7" x 27"	7" x 27"
WOOD DECK	5' x 2½" P PINE	5' x 2½" P PINE

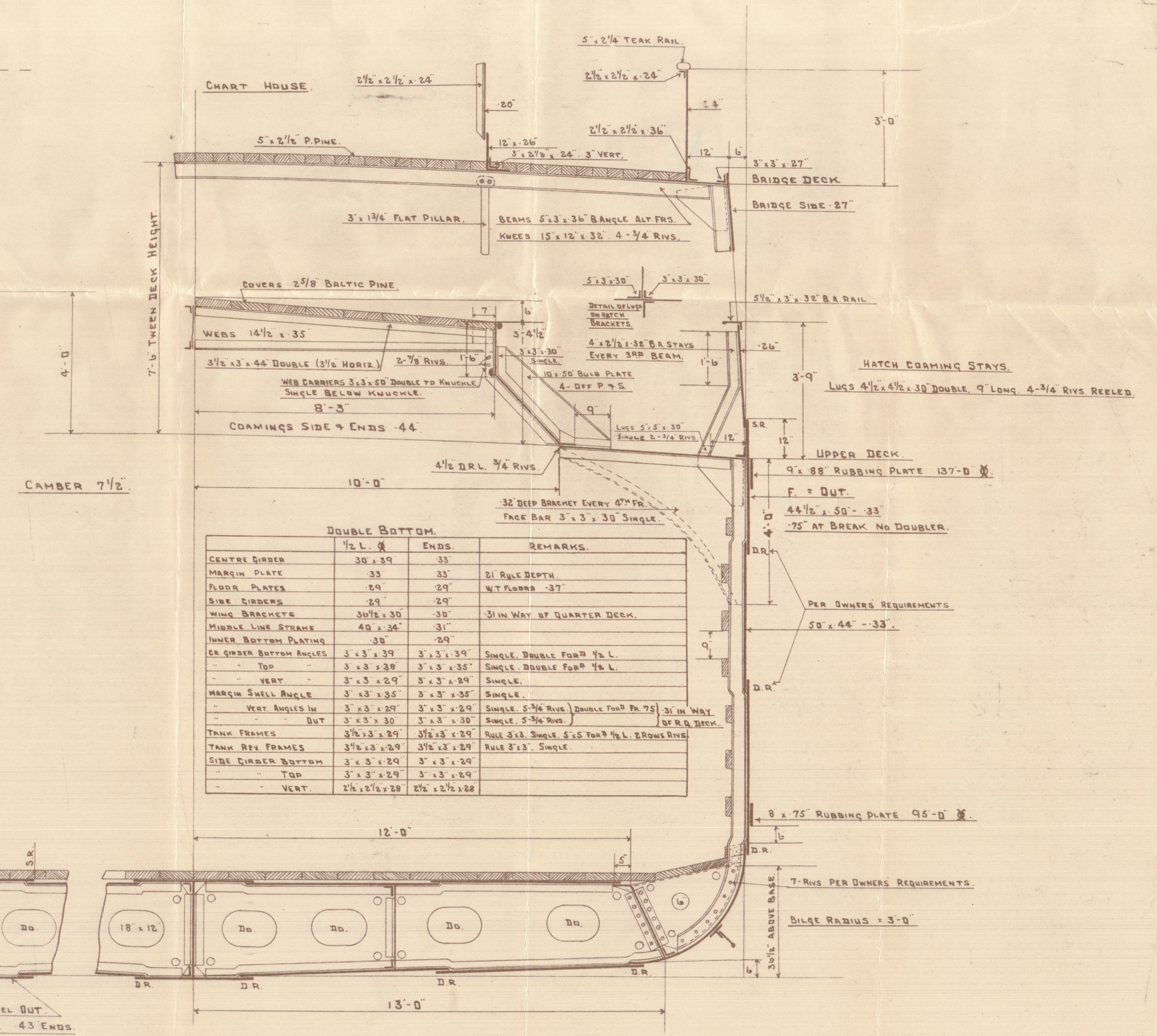
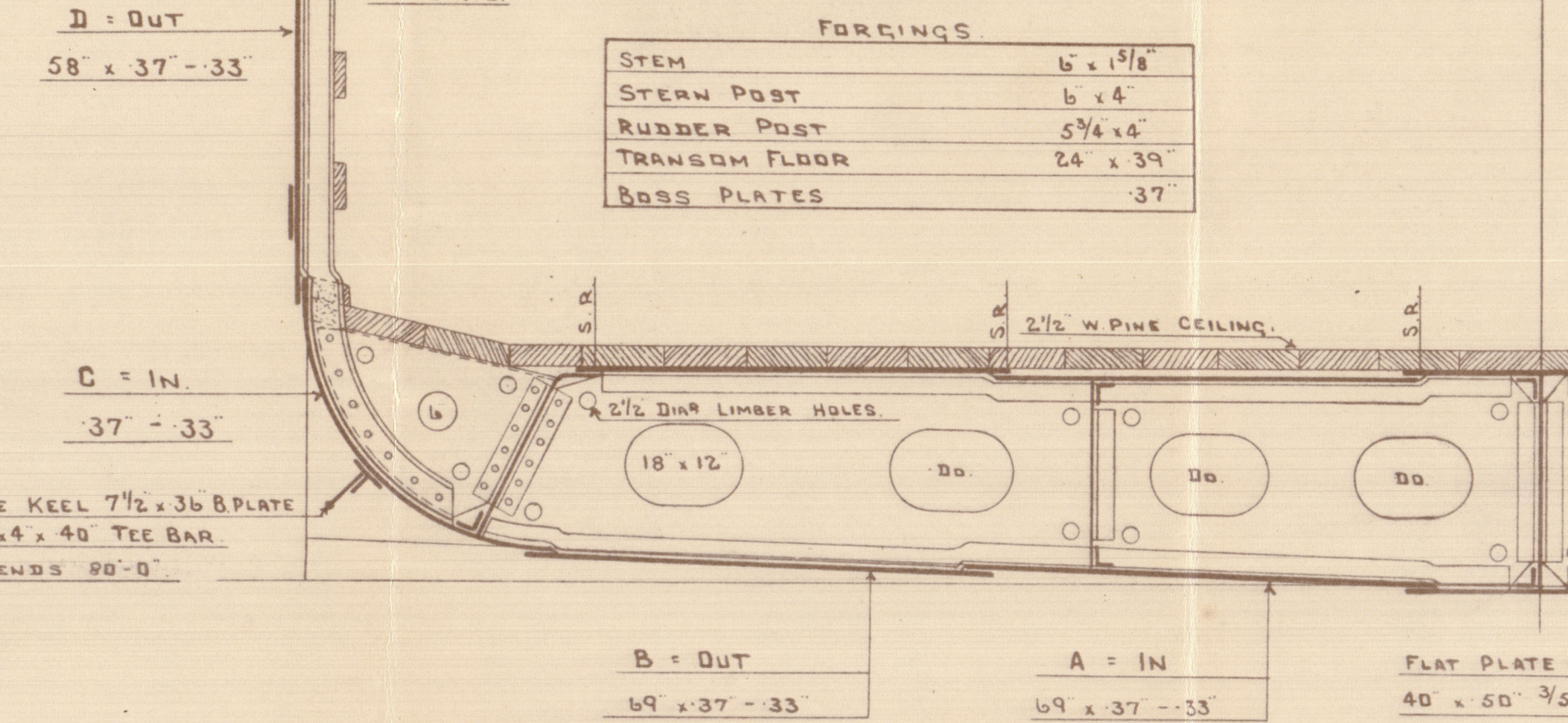
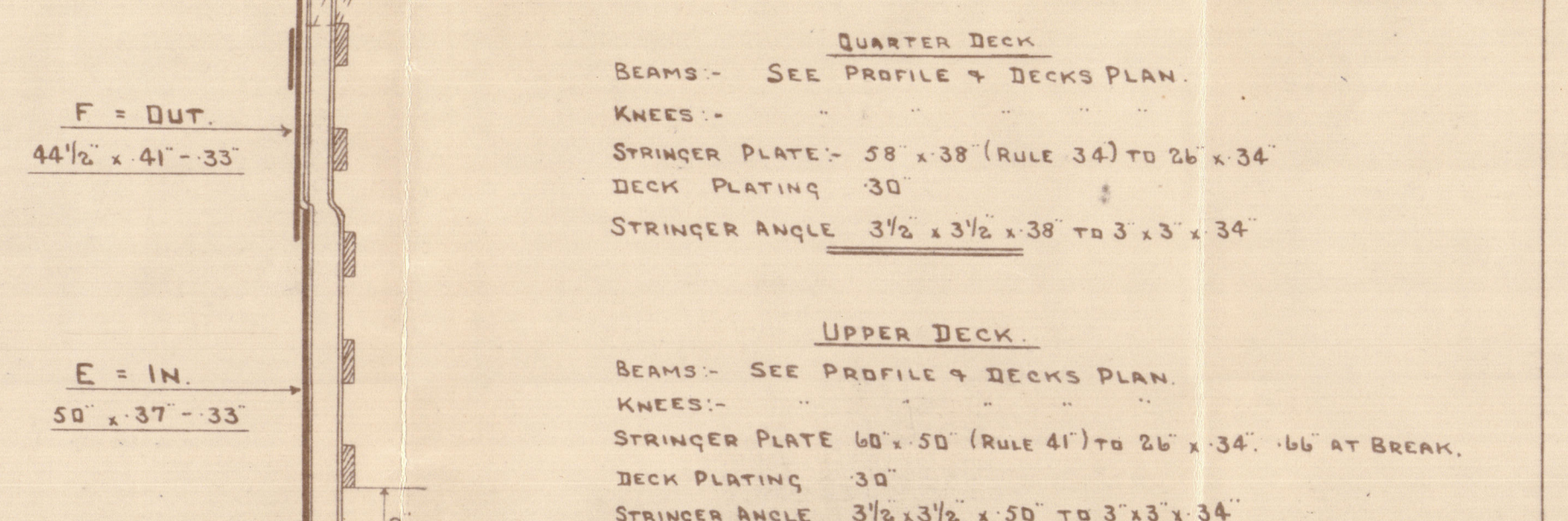
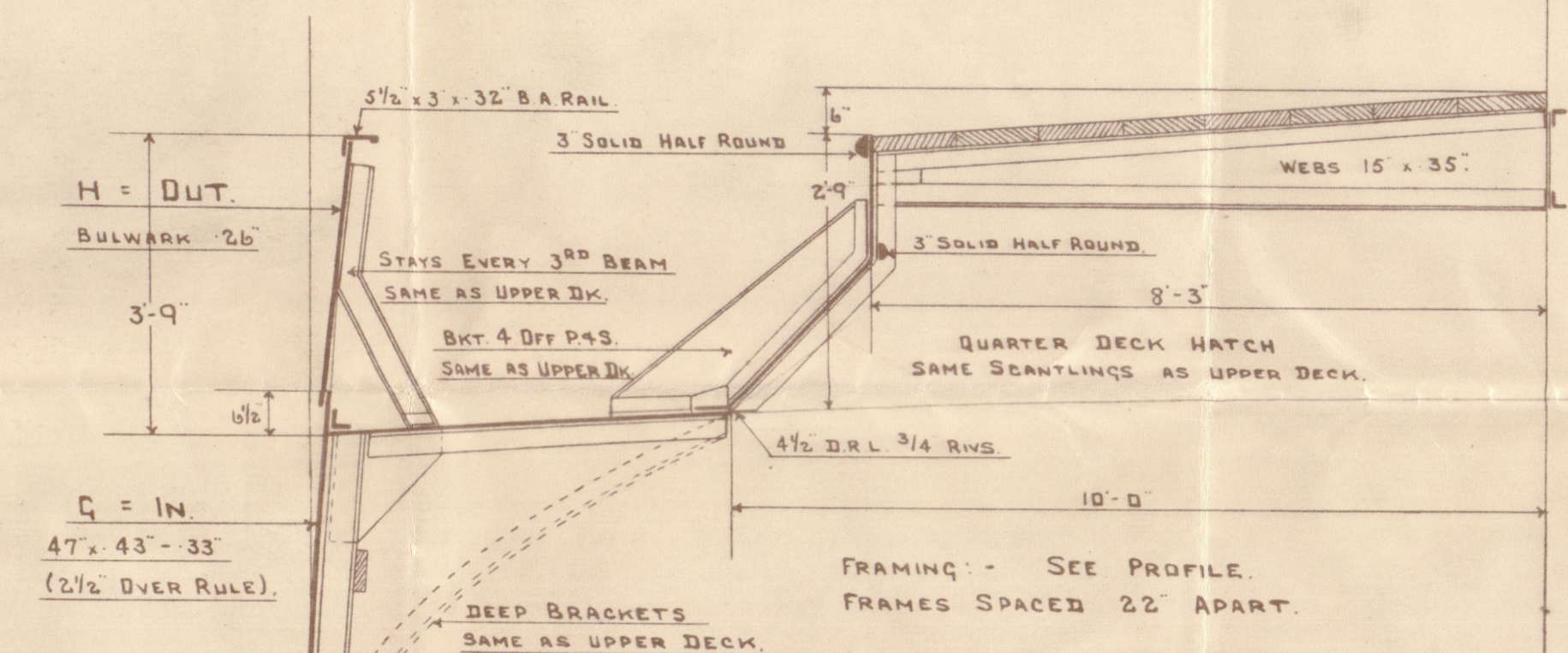
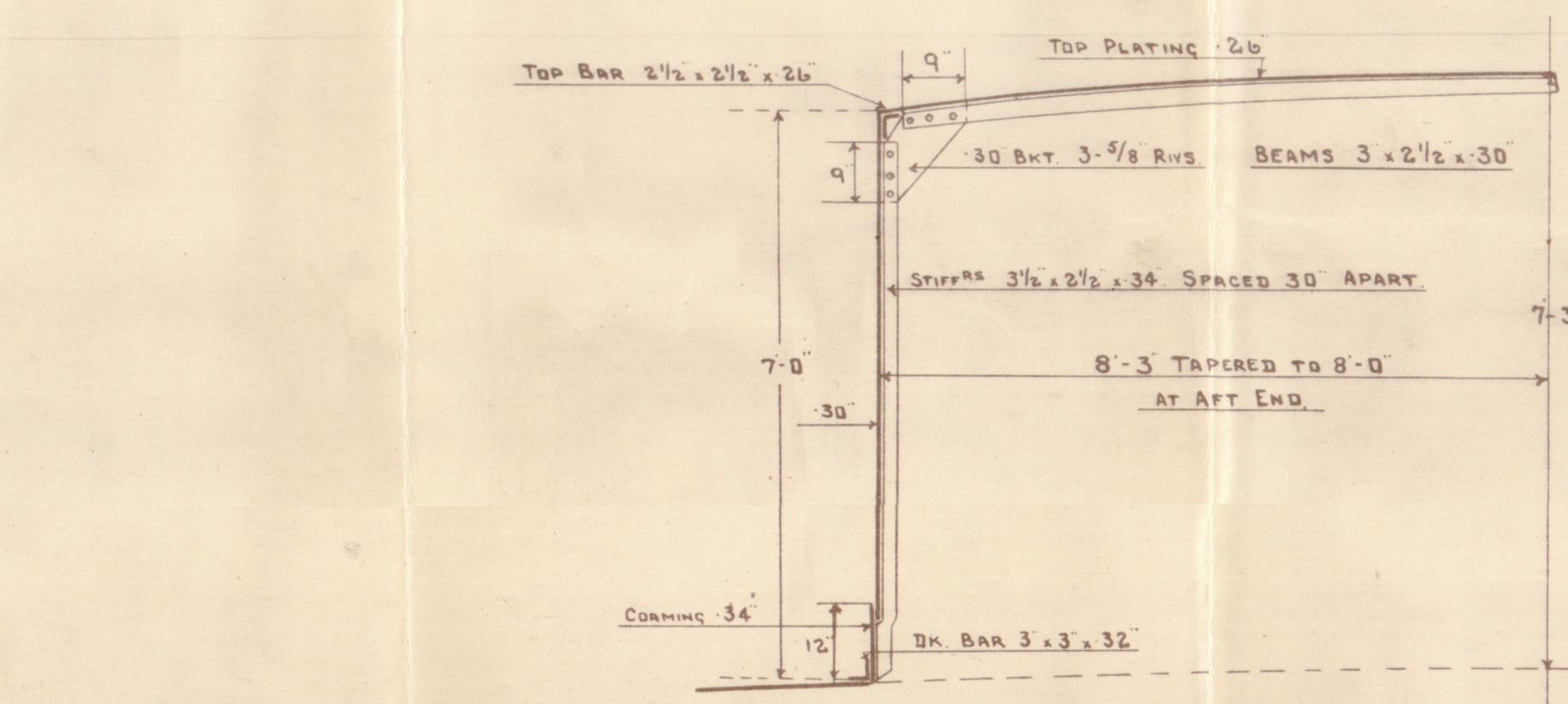
LLOYD'S NUMERALS		
L		195 0
B		30 25
D		14 17
d	TO UPPER DECK	11 66
d	TO QUARTER DECK (HOLD)	15 66
d	TO QUARTER DECK (BSPACE)	17 36
d	TO QUARTER DECK (ESPACE)	14 16
L/D	TO UPPER DECK	13 76
L/D	TO QUARTER DECK	10 73
L x D		27 63 15
L x (B + D)		86 61 9
ERLECTIONS 77.6%		

	<u>EQUIPMENT NUMERAL.</u>	
2 ND LONGITUDINAL NUMBER		8 6 6 1-90
QUARTER DECK	110.5 x 4	4 42.
FORECASTLE DECK	30.0 x 72.5 x 7.5	1 63.12
BRIDGE DECK	10.83 x 7.5 x 7.5	61.
CASING	58.65 x 7.75 x 50	2 27.
	<u>EQUIPMENT NUMBER</u>	= 9555

EQUIPMENT (LETTER K)

2 BOWER ANCHORS STOCKLESS, EACH 19 DWTs. + 1 BOWER STOCKLESS AT 16 1/2 DWTs
1 STREAM ANCHOR 5 1/4 DWTs. 1x STOCK
210 FATHS. 19 1/16 STD CHAIN DABLE
60 " 3 1/4" STEEL STREAM WIRE.
90 " 3" STEEL WIRE TOWLINE.
1 DRF 90 FATHS 6 MANILLA HEMP HAWSER
1 " 90 FATHS 5" MANILLA WARD.

	Boiler Space	Eng. Space	
FRAMES	6' 3" x 43' 8"	6' 3" x 30' 8"	
REV. FRAMES	3' x 41'	3 1/2" x 35'	(13% Horiz.) Double to Eng. Space on Boiler Bearers
FLOORS	19 1/4" x 41'	36"	
CR. THIRD PLATE	56"	46"	
FOUNDATION PLATE	32" x 49"	46"	
TOP ANGLES	3' x 3" x 42'	3' x 3" x 42'	DOUBLE E & B
BOTTOM "ANGLES	3 1/2" x 36"	3 1/2" x 36"	DOUBLE E & B
VERT. ANGLES	3' x 3" x 49"	3' x 3" x 44"	DOUBLE E & B
SIDE INT. PLATE	42"	36"	
BOTTOM ANGLES	3' x 3" x 36"	3' x 3" x 32"	SINGLE
VERT. ANGLES	NONE	3' x 3" x 38"	DOUBLE E SPACE



	1/2 LENGTH $\frac{X}{2}$	ENDS	
BUTT RIVETING			
KEEL	1/2 LENGTH STRAPS	TRIPLE STRAPS	
SHEER STRAKE UPPER DK.	" "	DOUBLE LAPS	NOT EXCEEDING .42
" " QUAR DK.	TRIPLE LAPS	" "	
STRAKE BELOW SHEER.	" "	" "	
BOTTOM PLATING	DOUBLE LAPS	" "	
SIDE PLATING	" "	" "	
UPPER DK. STRINGER PLATES	TRIPLE LAPS	" "	NOT EXCEEDING .42
QUAR " " "	" "	" "	
BR & FCLE " "	DOUBLE LAPS	" "	
TANK MARQIN & MIDDLE LINE STRAKE	" "	" "	
TANK TOP PLATING	" "	SINGLE LAPS	
BR & FCLE SIDE PLATING	" "	" "	
EDGE RIVETING			
SHELL PLATING	DOUBLE LAPS THROUGHOUT TO QUINERS REQ		
DECK	SINGLE LAPS		
TANK TOP "	" "		

A.9 B. STRAKES MIDSHIP THICKNESS MAINTAINED
TO RULE POSITION OF COLLISION BULKHEAD

SECTION THRO' HOLD IN WAY OF UPPER DECK.

AILSA. S. B. CO. LD.

MIDSHIP SECTION.

Nº. 418

(as built-)

- S/S "THE SULTAN." -
3

GLASGOW REPORT No. 52030

RETAIN



© 2020

Lloyd's Register
Foundation

W1142-0033