

Nos 922-3.



515'-0" x 70'-0" x 43'-4"

PLAN of DECKS


SCALE 1/8" = 1'-0"

10/33

OWNERS INCREASE TO SHELTER D* & BRIDGE D* PLATING THICKNESS .05 AS SHOWN.



No. 215-3 from 10 Deck



W1133-0190

Harland & Wolff Ltd. 922/3

Decks (as built)



~~WAIWERA~~

(30) Bel. 11351

~~WAIPAWA~~

M.V. Waiwera

**PLANS TRANSFERRED
TO SISTER VESSEL**

W.S. 161

RETAIN



Lloyd's Register
Foundation