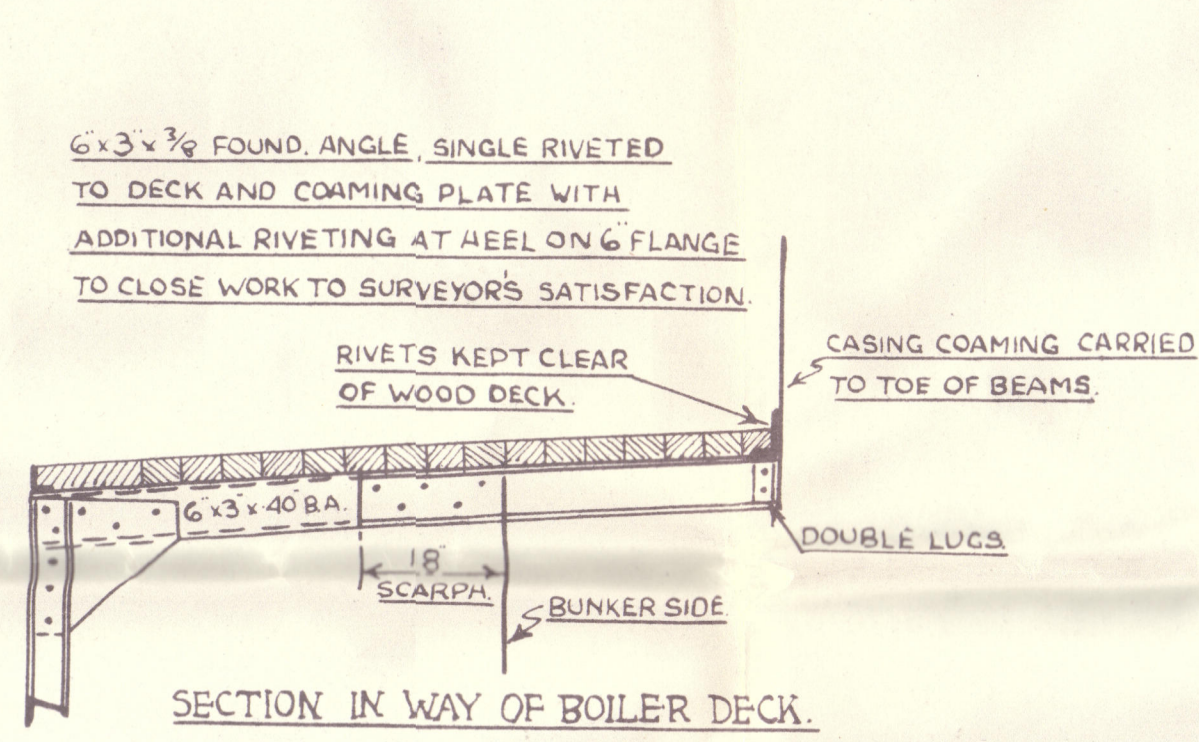


**CRUISER STERN**  
 FRAMES 4'3" x 40" SPACED 21" APART ABAFT N°1 FRAME.  
 FORE & AFT RUNNER INTERCOSTAL TO DECK 3'3" x 30" LUGS TO DECK.  
 30" INTERCOSTAL PLATE AND 3'3" x 38" ANGLE  
 FLOOR PLATES 38" - REVERSE FRAMES ON FLOOR TOPS 3'3" x 34".  
 INTERCOSTAL AT CENTRE LINE 30" THICK - ANGLE LUGS TO FLOORS (NO SHELL CONNECTION).  
 WEB FRAME ON D' FRAME 12" x 30" THICK.

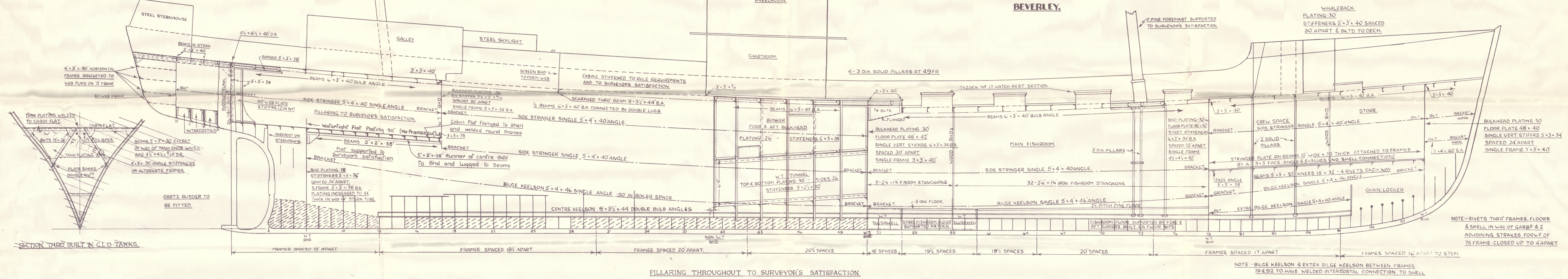
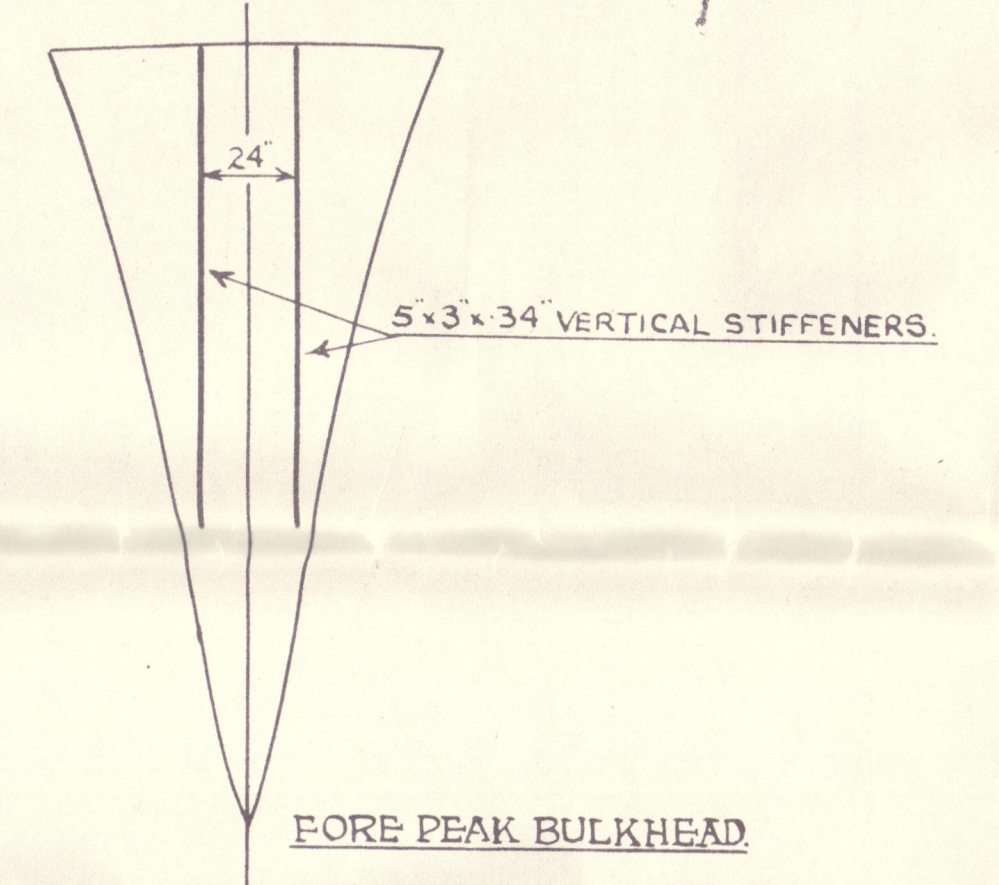
2 WEB PLATES ON FORESIDE OF N°1 BHD 40" THICK WITH 3'3" x 38" FACE ANGLE  
 CONNECTED TO FLOORS AT BOTTOM & RUNNER AT DECK.

O.T. STEEL BULKHEAD ON N°1 FRAME - PLATING 30" THICK  
 SINGLE FRAME & BEAM 4'3" x 4'3" x 30" DOUBLE RIVETED BOTH FLANGES  
 SINGLE VERTICAL STIFFERS 4'3" x 30" SPACED 24" APART  
 CLEAR OF WEB PLATES ON FORESIDE.



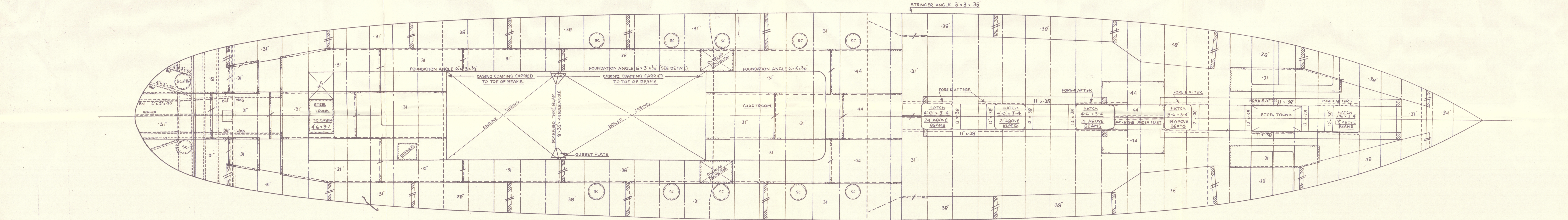
# **PROFILE AND DECKS.** **OF STEEL SCREW TRAWLERS** **LENGTH 162'-0" B.P. x 27'-0" B.MLD x 15'-0" D.MLD.** **N°S 615-16 SHIPS.** **SCALE 1/4" = ONE FOOT.**

**COOK, WELTON & GEMMELL LTD.,**  
**SHIPBUILDERS,**  
**BEVERLEY.**



NOTE - RIVETS THRO' FRAMES, FLOORS & SHELL IN WAY OF GARBD & 2 ADJOINING STRAKES FORWARD OF 75 FRAME, CLOSED UP TO 4' APART.

NOTE - BILGE KEELSON & EXTRA BILGE KEELSON BETWEEN FRAMES 79 & 92 TO HAVE WELDED INTERCOSTAL CONNECTION TO SHELL.





W1133-0070

TRAWLERS Nos 615-616.

COOK NELSON & GEMMELL LTD BEVERLEY.

PROFILE AND DECK PLAN AS BUILT.

S.S.

*Lady Shirley*



HULL REPORT No.

*47765*

S.S.

*Lady Jeanette*

HULL REPORT No.

RETAIN



© 2020

Lloyd's Register  
Foundation