

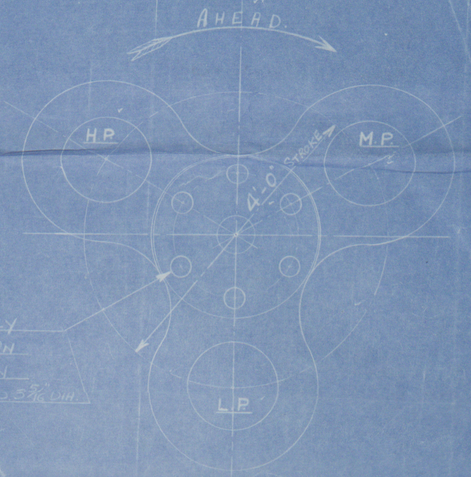

Note:- All Holes To Be Bored Accurately On Given Pitch With Two Holes On Crank Pin Centre Line As Shewn Holes In End Coupling To Be Bored 5 5/16" Dia.

Looking Forward

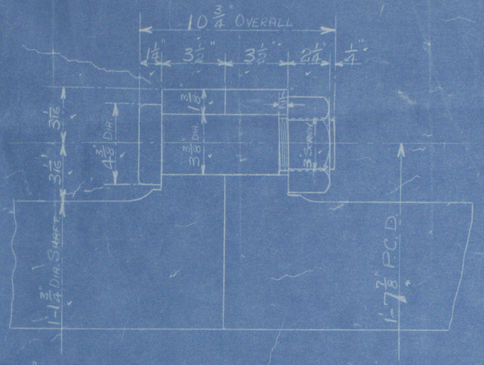

Detail Of Coupling

6-Bolts In Coupling

Scale 3" = 1 Foot



Crank Shaft, Pins & Webs All Of Forged Ingot Steel To Pass Lloyds Survey

1-Off Working

Engine 26"-42" 70" / 48" - 200 WP

Rule Sori 13.70

WM 16/8/27

Duplicate of 418/19

Approved London 8/4/26

Scale: 1" = 1 Foot

Crank Shaft

Eng. No. 428.

© 2020 Lloyd's Register Foundation