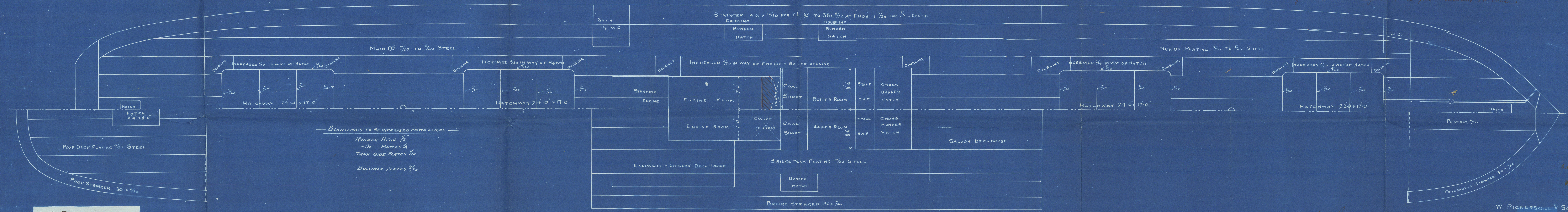
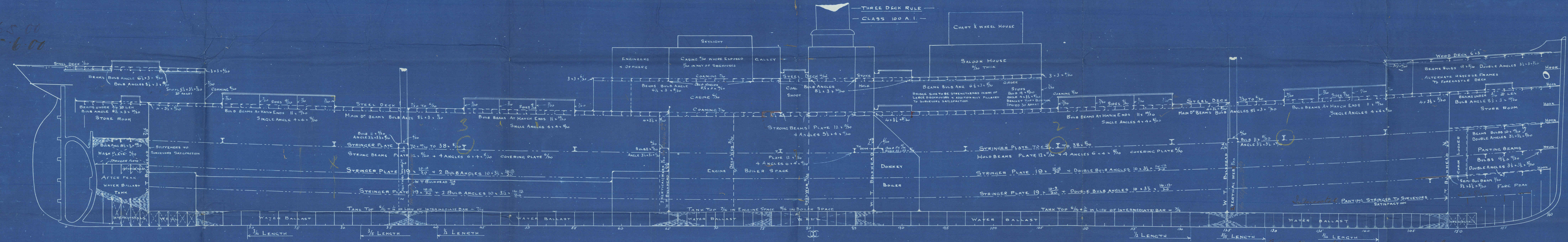


PROFILE & DECK PLAN

S.S. 322'0" x 46'10" MLD x 24'1" MLD SCALE 1/8" = ONE FOOT

165.00
15.6.00



N^o 132


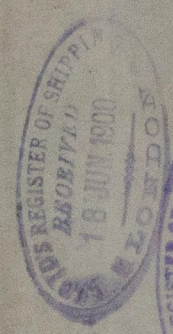



W Pickersgill & Sons

No 132 S.S. "TONBRIDGE"

Profile

Sunderland



W122-0125



© 2020

Lloyd's Register
Foundation