

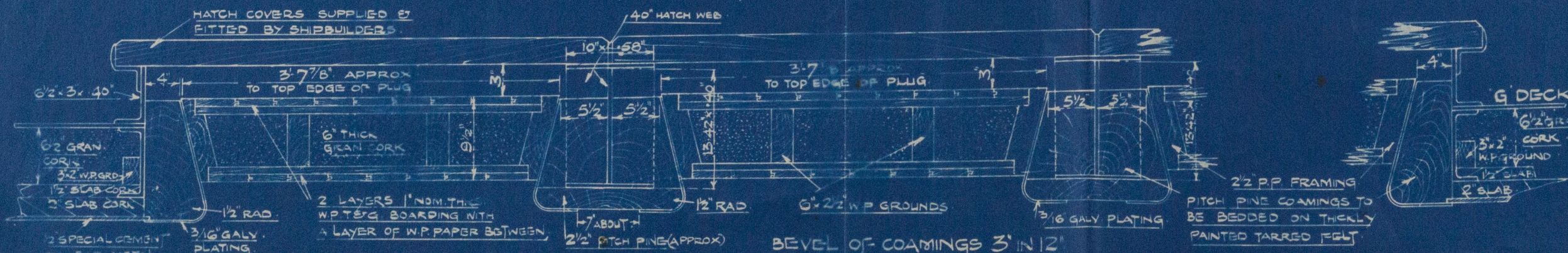


BEAMS 8" x 3" x 3" CHANNELS SPACED 27" APART.



TOP OF PITCH PINE COAMINGS TO BE IN LINE WITH SHEER OF DECK. ALL 3/16" GALV. STEEL PROTECTION PLATES ON ALL P.P. COAMINGS & WEB BULKHEADS AS SHOWN, SECURED WITH NO 14 BRASS SCREWS 2" LONG & SPACED 4" APART CENTRE TO CENTRE. EACH PLUG TO HAVE 4 RING BOLTS AS SHOWN ON DETAIL OF NO 3 HATCH (32H).



LONGITUDINAL SECTION


INSULATION DETAILS (17)

HATCH TO NO 1 TWEEN DECKS


SCALE - 1/2" = 1 FOOT

CONT NO N/1564/MC

SHIP NO 712



W1122 - 8019



Newalls Insulation Company  
BRANCH OF TURNER & NEWALL LTD.  
WASHINGTON STATION,  
CO. DURHAM.

28 OCT. 1936



VICKERS ARMSTRONGS  
NO 712

T S S ORCADES  
BARROW REPORT 2662

R.M.C. No 62738.

Insulation details.

Hatch No 1

Timber Deck

---

(16)



© 2020

Lloyd's Register  
Foundation

W1122-0019