

16/10/89
25/1/88

BOILER

11 - 6 INCH DIAMETER 10'-4" TOTAL LENGTH
160 LBS WORKING PRESSURE 320 LBS TEST PRESSURE
TO PASS BOARD OF TRADE AND LLOYD SURVEY
SCALE 1 INCH = 1 FOOT
1 OFF THIS FOR PORT 1 OFF THIS FOR STAR

PARTICULARS OF MATERIAL		
	MATERIAL	TENSILE STRENGTH
SHELL PLATES, BUTT STRAPS, MANHOLE PLATE	STEEL	28 TONS TO 32 TONS
ALL OTHER PLATES	STEEL	28 TONS TO 30 TONS
MAIN STAYS	STEEL	28 TONS TO 32 TONS
SCREWED STAYS	STEEL	27 TONS TO 32 TONS
RIVETS	STEEL	27 TONS TO 32 TONS
RIVET BARS	STEEL	26 TONS TO 30 TONS
TUBES	IRON	

1489
R.S.
J.H. W. SHER
J.C.
J.L. SHER

DRAWING N° 1989

HEATING SURFACE



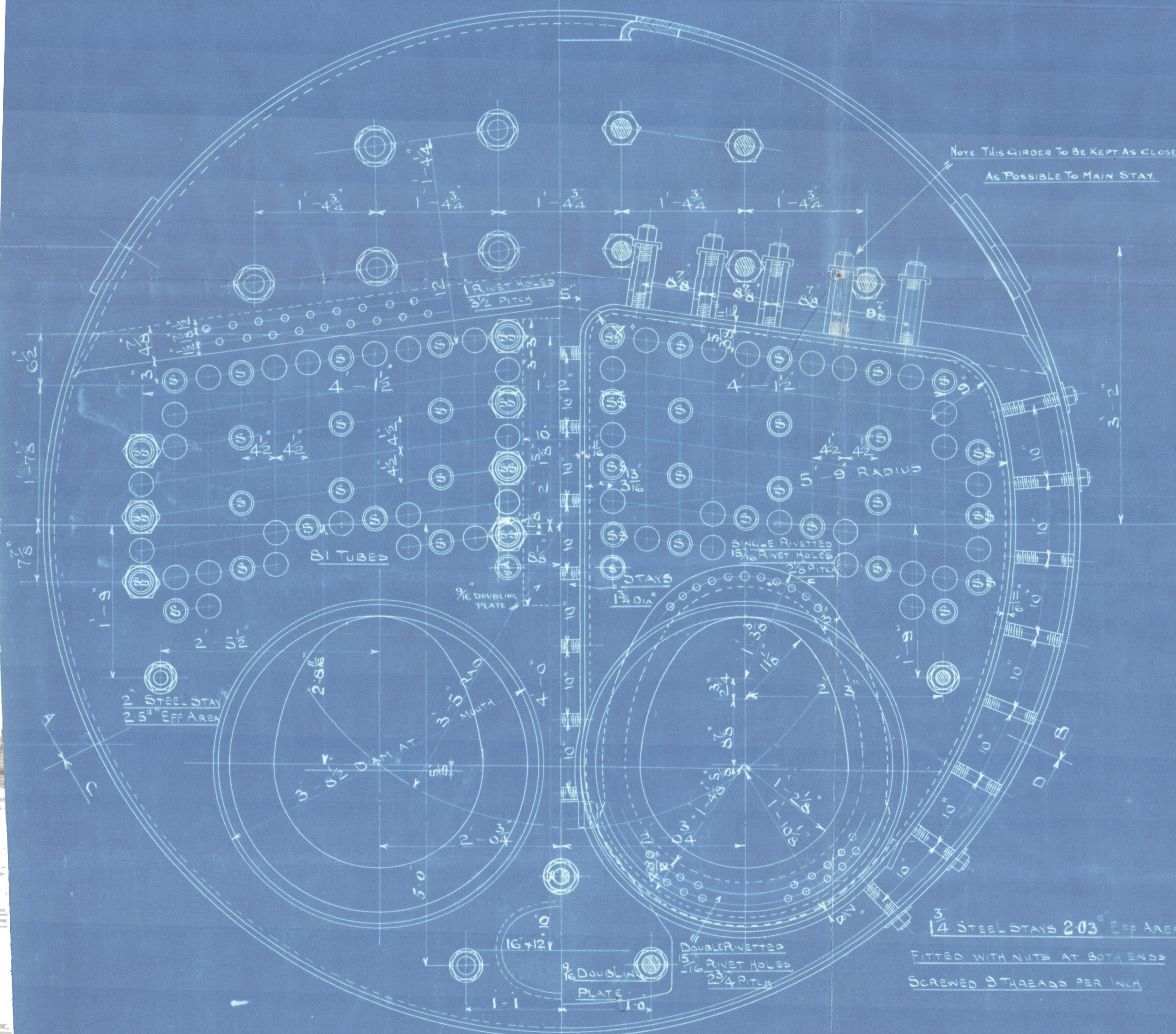
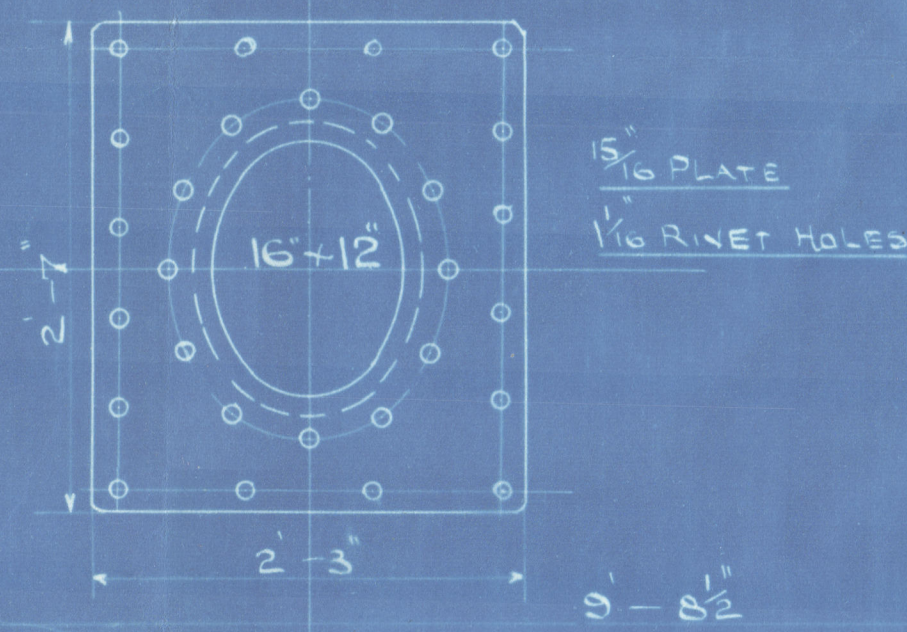
TUBES	941.8
FURNACES	79.5
BACK TUBE PLATES	27.5
FRONT TUBE PLATE	18.5
COMBUSTION CHAMBERS	95.23

TOTAL 1162¹ = 2324¹ IN TWO BOILERS

LLOYD HEATING SURFACE = 2287¹ IN TWO BOILERS

GRATE SURFACE (5'-0" BAR) = 73.33¹ RATIO $\frac{H.D.}{C.B.} = \frac{31.69}{1}$

RIVETTING AROUND TOP OF CIRCUMFERENTIAL SEAM FROM A TO B



RIVETTING AROUND BOTTOM OF CIRCUMFERENTIAL SEAM FROM C TO D

1/16 RIVET HOLES	1/16 RIVET HOLES	1/16 RIVET HOLES
SHELL PLATES 15/16 THICK	INSIDE BUTT STRAPS 15/16	OUTSIDE BUTT STRAPS 15/16
PERCENTAGE OF JOINT	PERCENTAGE OF JOINT	PERCENTAGE OF JOINT
PLATE = 85.21%	RIVETS = 93.62%	PLATE = 85.21%
RIVETS = 97.86%		


CONTRACT N° 196 x 199

RETAIN

s/s "Baro"
Sld report No 23630
Insb rft lv. 5413



From
MA
To



© 2020

Lloyd's Reg
Foundation

W 1121-0128