

23.11.05
1.6.06

Numerals.

1/2 Breadth	23.0
Depth	19.14 No Sheer, 10 3/4" Crop.
1/2 Girth	39.82
1st No.	81.96
Length	256.5
2nd No.	21023

Proportions.

Depth to length	$\frac{256.5}{19.14} = 13.40$
Breadth to length	$\frac{256.5}{46.0} = 5.58$

Equipment Numerals.

2nd No.	21023
Prop & Fide	$63 \times 1 1/2 \times 4 = 661$
Trunk	$195 \times 4 = 1365$
	23049 Equipment No.

No. 781 Ship. Midship Section. Principal Dimensions.

Length overall	264'-6"
Length between perps	258'-0"
Breadth extreme	46'-2"
Depth moulded	18'-3"
Depth of Hold (with 24" Camber)	18'-2 1/2"

Scale 1/2" = 1 Foot.
Class 100 A.1 Lloyds.

Prop & Fide Beams.

Length of Beam	Beam	Beam	Plate	No. of Ribs
7 x 1/20	Prop Deck	4.8	6 x 3 1/2 x 3 1/2 x 1/20	19 1/2 x 19 1/2 x 1/20 2 rows
7 1/2 x 1/20	Fide	4.8	7 x 3 1/2 x 3 1/2 x 1/20	18 1/2 x 18 1/2 x 1/20 1 row

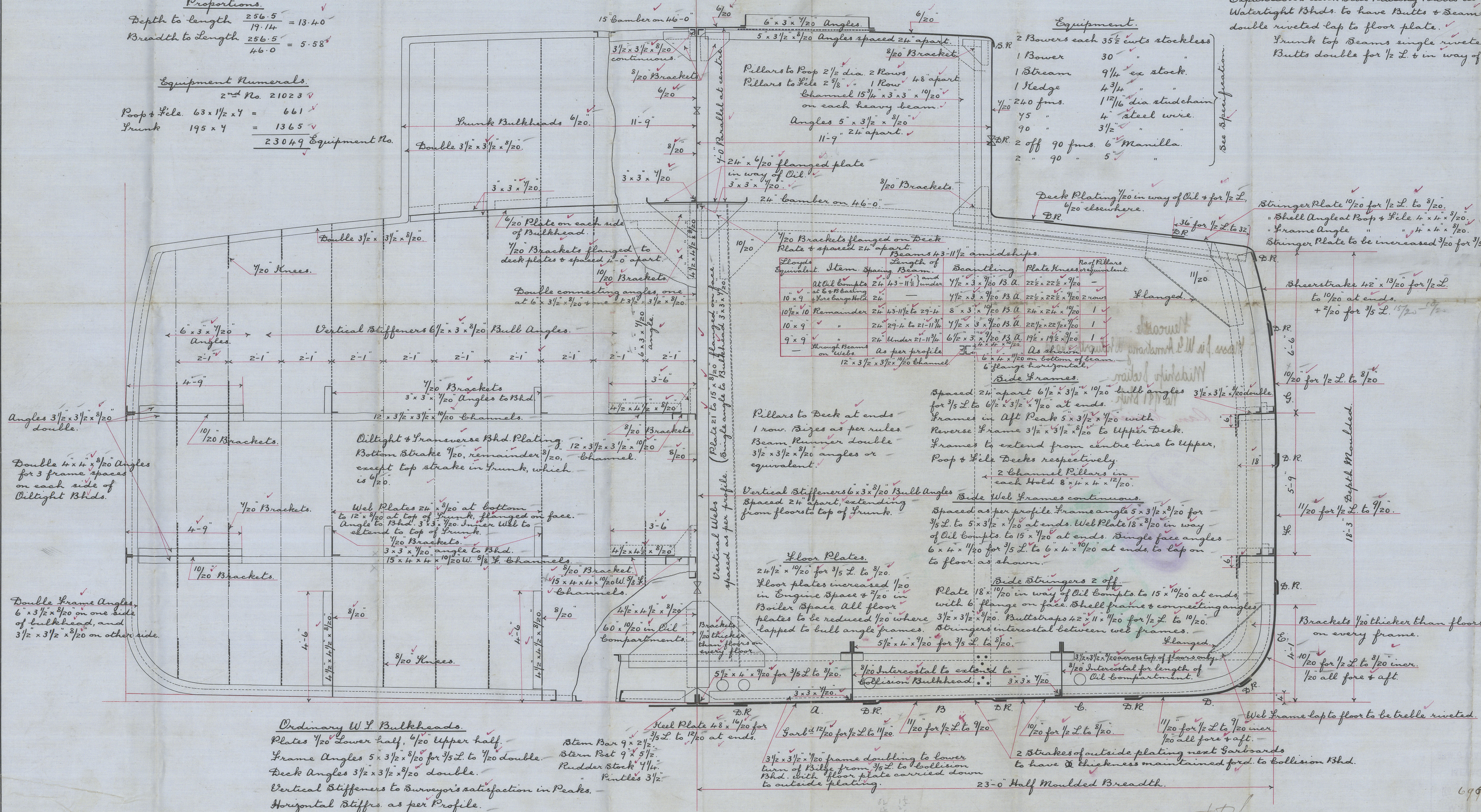
Prop & Fide Deck Beantlings.
Stringer 26 x 1 1/2 x 1/20 to 20 x 1 1/2 x 1/20. Angle 3 x 3 x 1/20.
Lie plates 11 x 1 1/2 x 1/20, waterway angle 2 1/2 x 2 1/2 x 1/20.
Prop & Fide Side Plating 1/20.

Equipment.

2 Bowers each 35 1/2 cuts stockless	
1 Bower	30
1 Stream	9 1/4 ex stock.
1 Hedge	4 3/4
1 240 fms.	1 1/2 dia. stud chain
75	4" steel wire.
70	3 1/2
2 off 90 fms.	6" Manila.
2 " 90	5

Equipment.

Length of Beam	Beam	Beam	Plate	No. of Ribs
24	at 6 x 3 1/2 x 1/20	24	4 1/2 x 3 1/2 x 1/20	22 1/2 x 22 1/2 x 1/20
10 x 9	at 6 x 3 1/2 x 1/20	24	4 1/2 x 3 1/2 x 1/20	22 1/2 x 22 1/2 x 1/20
10 1/2 x 10	Remainder 24	4 1/2 x 3 1/2 x 1/20	4 1/2 x 3 1/2 x 1/20	22 1/2 x 22 1/2 x 1/20
10 x 9	"	24	4 1/2 x 3 1/2 x 1/20	22 1/2 x 22 1/2 x 1/20
9 x 9	"	24	4 1/2 x 3 1/2 x 1/20	22 1/2 x 22 1/2 x 1/20
—	Through Beams on Webs	12 x 3 1/2 x 3 1/2 x 1/20	6 x 4 x 1/20	22 1/2 x 22 1/2 x 1/20



6999

20/11/05



© 2020
Lloyd's Register
Foundation

W117-0164

69




Newcastle.

Messrs. J. & W. G. Armstrong Whitworth & Co. Ltd.

Midship Section.

No. 181 Ship.

Ran Cristobal



© 2020

Lloyd's Register
Foundation