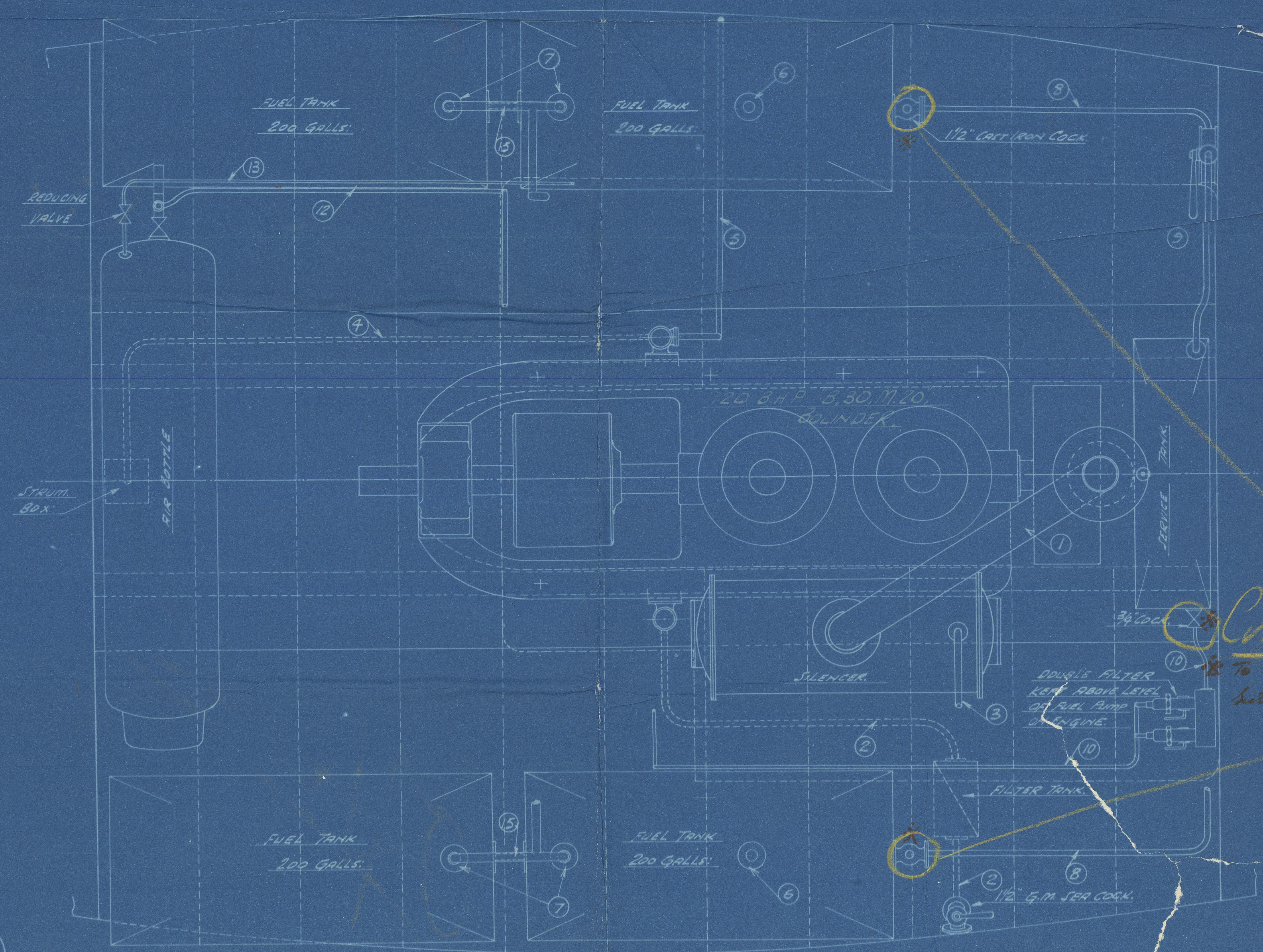
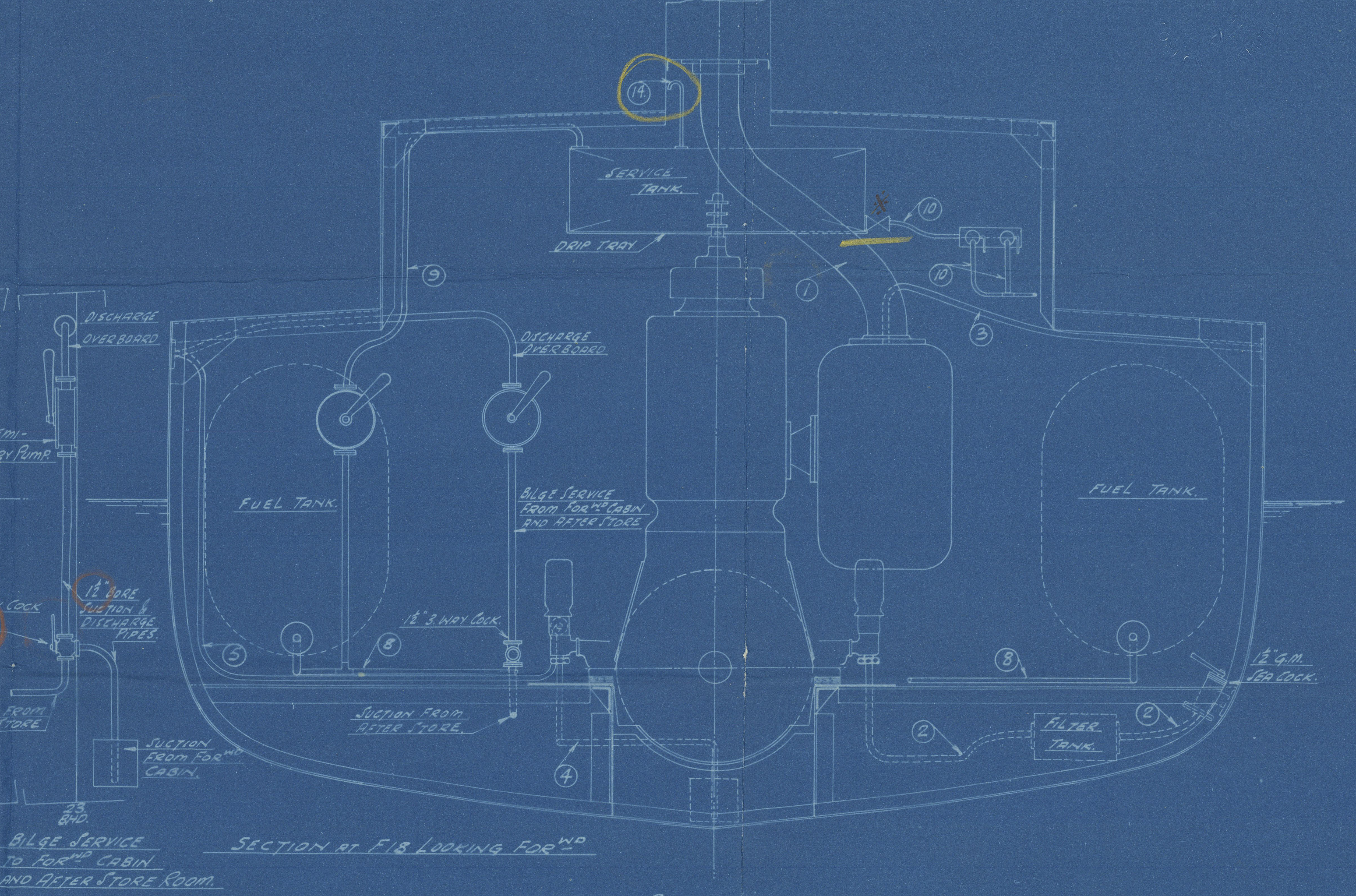
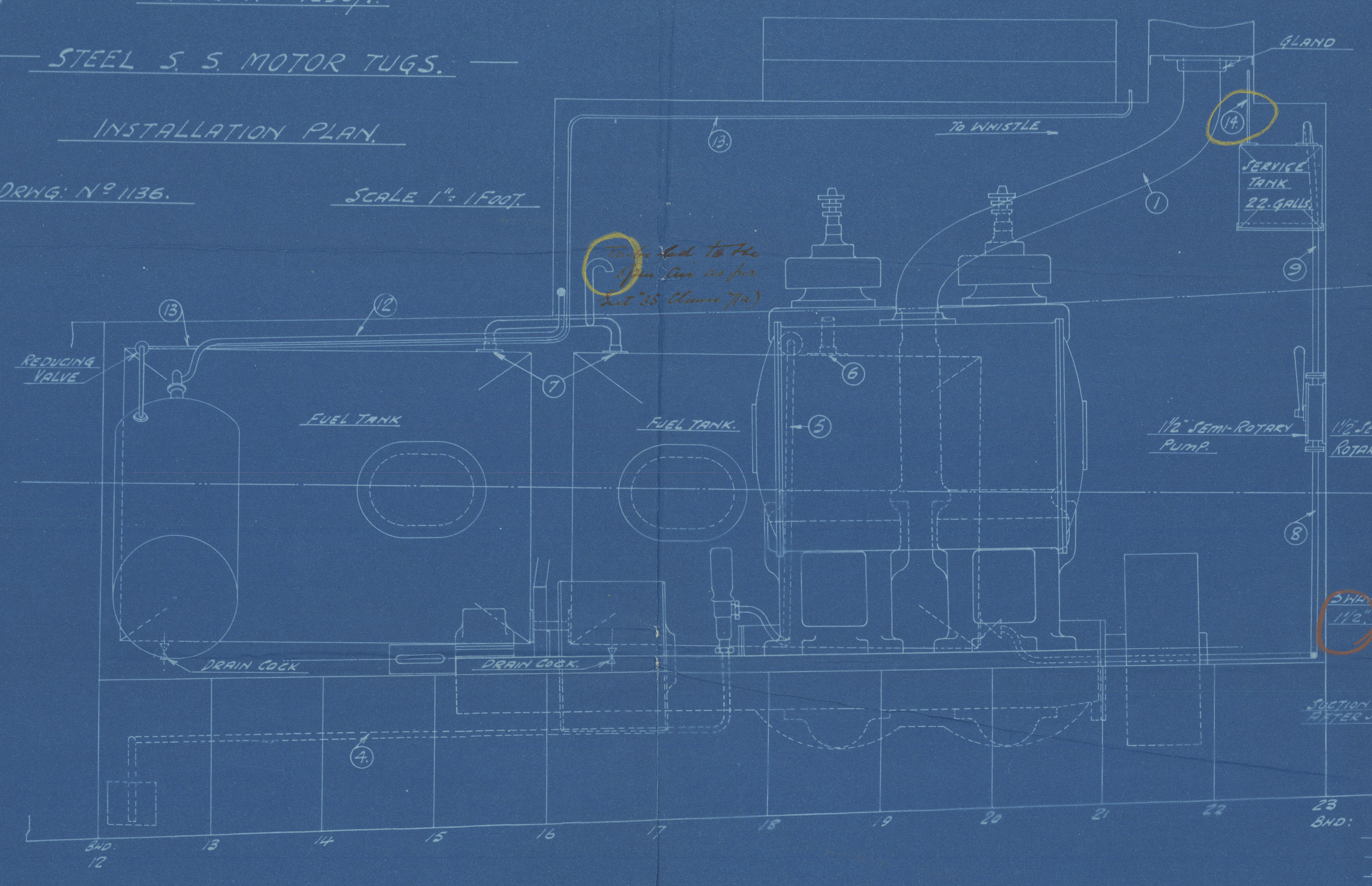


9/6/27

SHIPS Nos 1290/1.
STEEL S. S. MOTOR TUGS.

INSTALLATION PLAN.
DRWG. N° 1136. SCALE 1" = 1 FOOT.



PIPE LIST

N°	DESCRIPTION	MATERIAL	BORE	GAUGE
1	EXHAUST	W. I.	5"	5.
2	CIRCULATING SUCTION FILTER TO PUMP	COPPER	1 1/2"	14
3	"	"	1 1/2"	14
4	BILGE SUCTION	W. I.	1 1/2"	14
5	" DISCHARGE OVERBOARD	"	2"	14
6	FUEL TANK FILLING PIPES	"	2"	14
7	" VENT PIPES	"	2"	14
8	" TO SEMI-ROTARY PUMP	"	1 1/2"	14
9	SEMI-ROTARY PUMP TO SERVICE TANK	"	1 1/2"	14
10	SERVICE TANK FILTERS TO ENGINE	"	3/4"	14
11	AIR STARTING & CHARGING	COPPER	1"	14
12	PIPE TO WHISTLE THROUGH REDUCING VALVE	"	3/8"	16
13	SERVICE TANK VENT PIPE	W. I.	1 1/2"	16
14	LEVELLING PIPE TO TANKS	"	1 1/2"	16

Control

To be controlled as per
Set 35 Class 11(6).

Handwritten signatures and dates: 10/1/27, 10/2/27, 10/3/27, 10/4/27, 10/5/27, 10/6/27, 10/7/27, 10/8/27, 10/9/27, 10/10/27, 10/11/27, 10/12/27, 10/13/27, 10/14/27, 10/15/27, 10/16/27, 10/17/27, 10/18/27, 10/19/27, 10/20/27, 10/21/27, 10/22/27, 10/23/27, 10/24/27, 10/25/27, 10/26/27, 10/27/27, 10/28/27, 10/29/27, 10/30/27, 10/31/27.

Aldous Ltd

1290-1

Installation

Lm 91743

TUGS. "IPACARY" & "ISIRY"

LON.-91742-91743.



© 2020

Lloyd's Register

Wfouy-0050