

SUNDERLAND ENGINE WORKS

BOILER

TRACING 904. SCALE - 1 INCH TO A FOOT SCHEDULE "L"

WRITTEN DIMENSIONS ONLY TO BE TAKEN



RIVET HOLES $\frac{1}{4}$ " DIA

PLATE $\frac{5}{16}$ " THICK.
RIVET HOLES $\frac{1}{4}$ " DIA.
PITCH = $9\frac{1}{16}$ "

PLATE SECTION = 86.2 %
RIVET " = 87.1 %

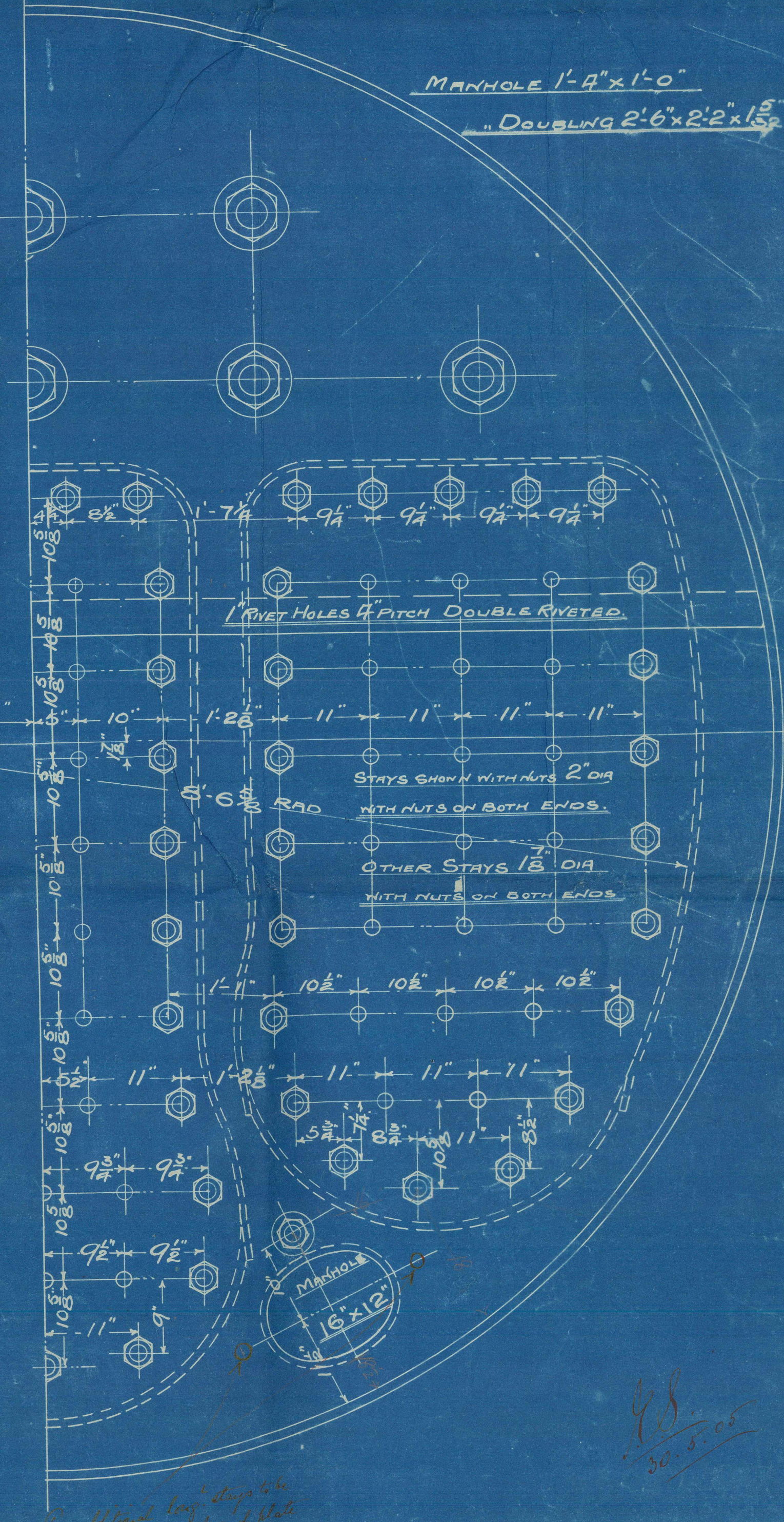
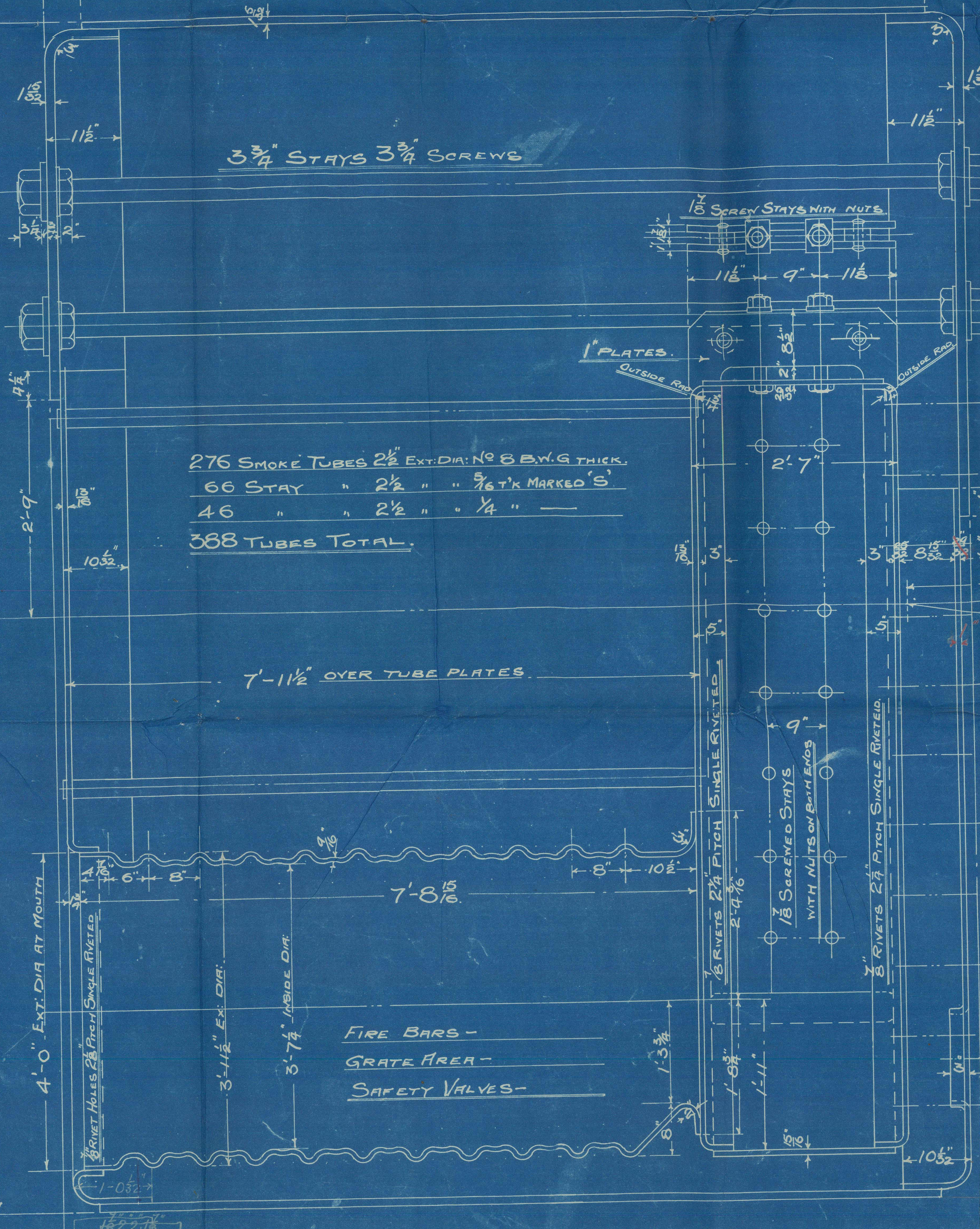
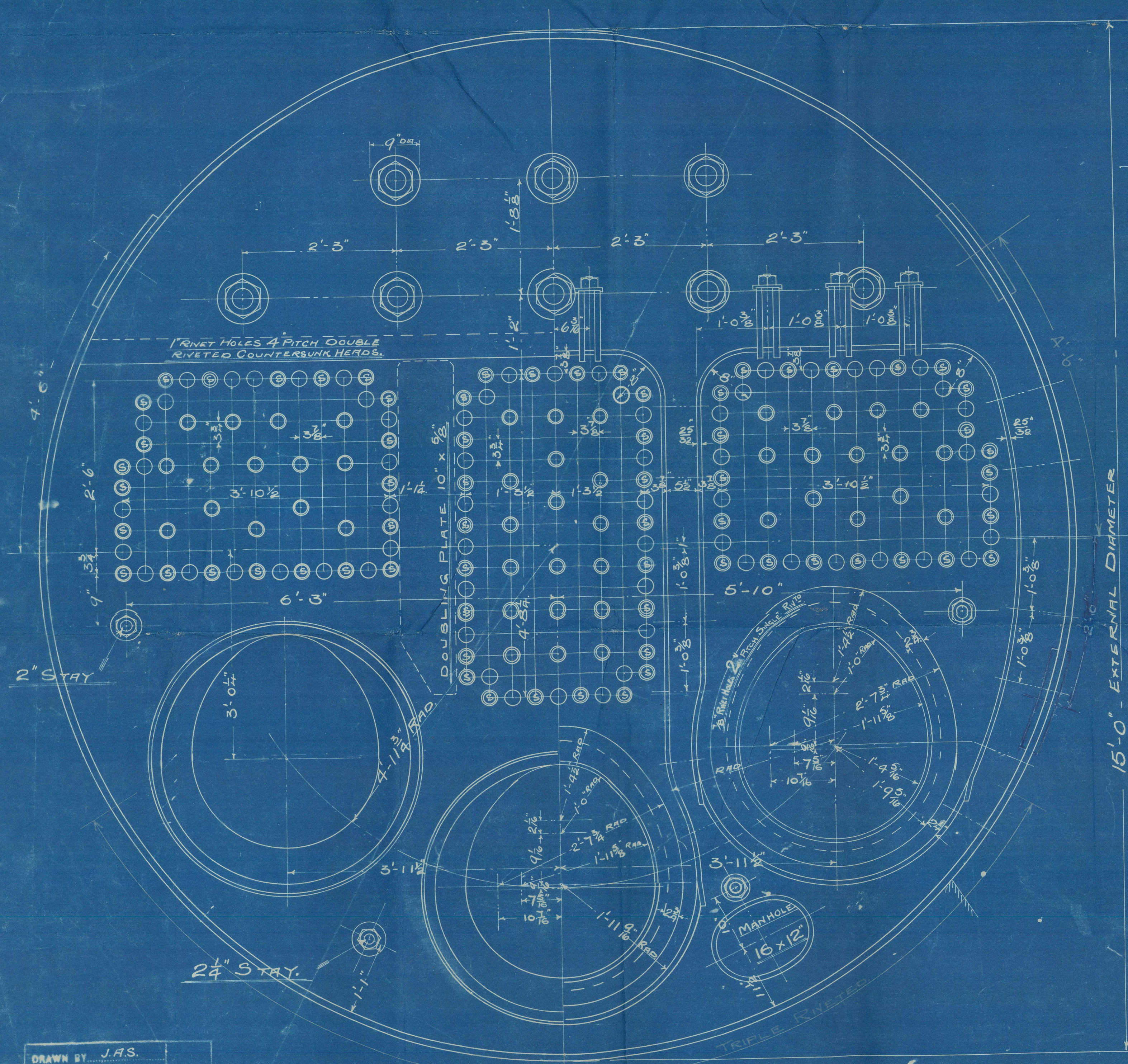
RIVET HOLES $\frac{1}{4}$ " DIA

BUTT STRAPS { INSIDE $\frac{5}{16}$ "
OUTSIDE $\frac{1}{8}$ "

ALL RIVETS TO BE PUT
IN FRONT END OF BOILER

EVERY ALTERNATE RIVET TO BE LEFT OUT INSIDE
ROW FOR $\frac{2}{3}$ CIRCUMFERENCE TOP OF BOILER
AND ALL RIVETS TO BE PUT IN $\frac{1}{3}$ CIRCUMFERENCE
BOTTOM - AT BACK END OF BOILER

LLOYD'S SURVEY.		
= 22.55 x (12.5-2) 50.2	= 180.5	lbs
177.6875		
WORKING PRESSURE =	180	lbs
TEST " =	360	"
HEATING SURFACE ON TUBES =	2021	sq
" " OTHER PARTS	479	"
" " TOTAL	2500	"
Ex: FRONT TUBE PLATE =	2459	"
EFFECTIVE AREA OF STAYS =		
2 1/2" STAY TUBES 5/16" 9 THREDS PER IN	1.6	sq. ins
2 1/2" " 1/4" 9 " " "	1.22	" "
3 3/4" MAIN STAYS 6 " " "	9.82	" "
2 1/2" " 6 " " "	3.26	" "
2 " " 6 " " "	2.51	" "
2 SCREWED " 11 " " "	2.79	" "
1 1/2" " 11 " " "	2.43	" "
ALL PLATES RIVETS & STAYS - STEEL.		
TUBES - WROUGHT IRON		
HOLE TO BE DRILLED IN PLACE AFTER BENDING		
TENSILE STRENGTH OF SHELL PLATES NOT LESS THAN 27 TONS		
" " " MAIN STAYS " " "	27	" "



DRAWN BY J.A.S.
CHECKED BY
FRACED BY R.W.V. 24/10/04
CHECKED BY J.A.S. 24/10/04
TRACING No 904.

FRONT CIRCUMFERENCE TO BE
TRIPLE RIVETED FOR 3 CIRC.
AT BOTTOM OF BOILER

For additional long stays with
bills or long back and plate
see 7. thick

CONTRACT 1659-60. 2 OFF EACH


North Eastern Mar. Eng. Co. Ld.

Nos. 1659 & 1660


Boilers for
Craig Taylor & Co's

$\frac{7}{8}$ Nos. 112 & 113

W. P. = 180 lbs



$\frac{5}{8}$ Irini
+ $\frac{3}{8}$ "Virginia"



Mdb reports No. 4375 & 4425

REIN



© 2021

Lloyd's Register
Wholesale & Retail