

S.S. No 371.

MIDSHIP SECTION & SECTIONS IN FORE & AFT HOLDS.

TO CLASS AT LLOYDS 100.A - WITH FREEBOARD FOR 11-9 1/2 MLD. DRAUGHT.

RULE DIMENSIONS :- 227' 708" x 34' 5" MLD. x 15' 6" MLD. TO UPPER D'S.
SCALE 1/2" = 1 FOOT.



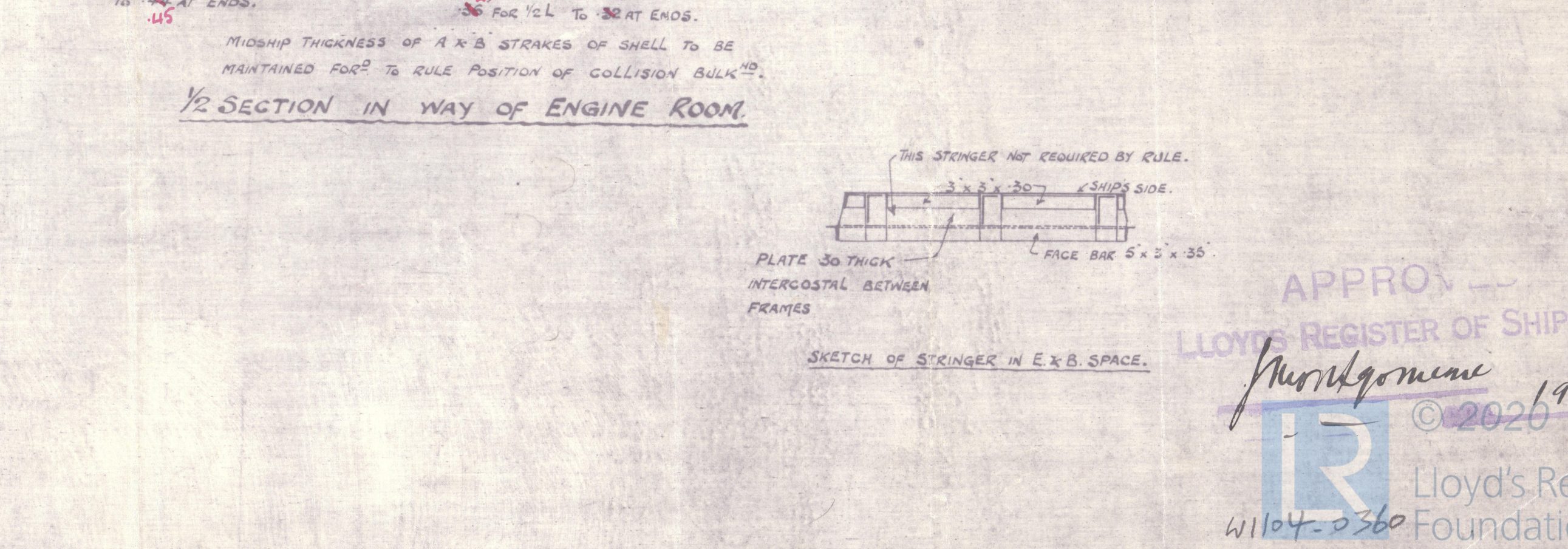

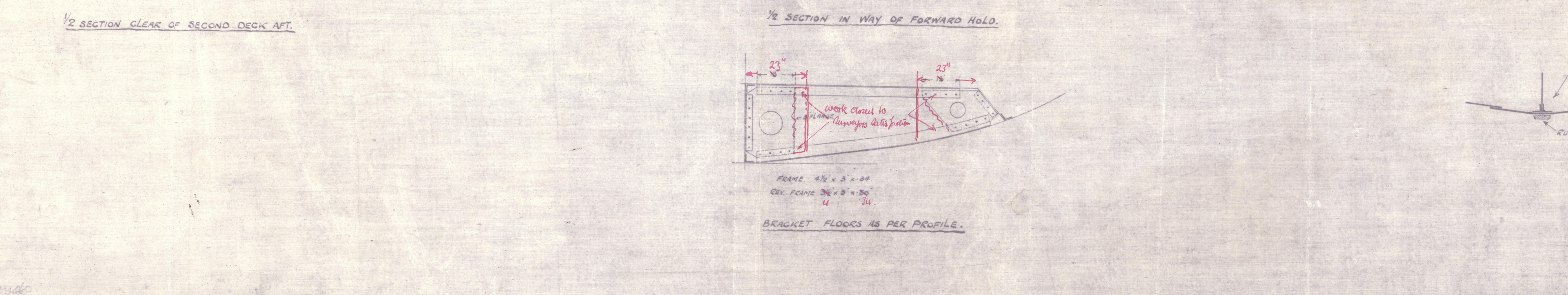
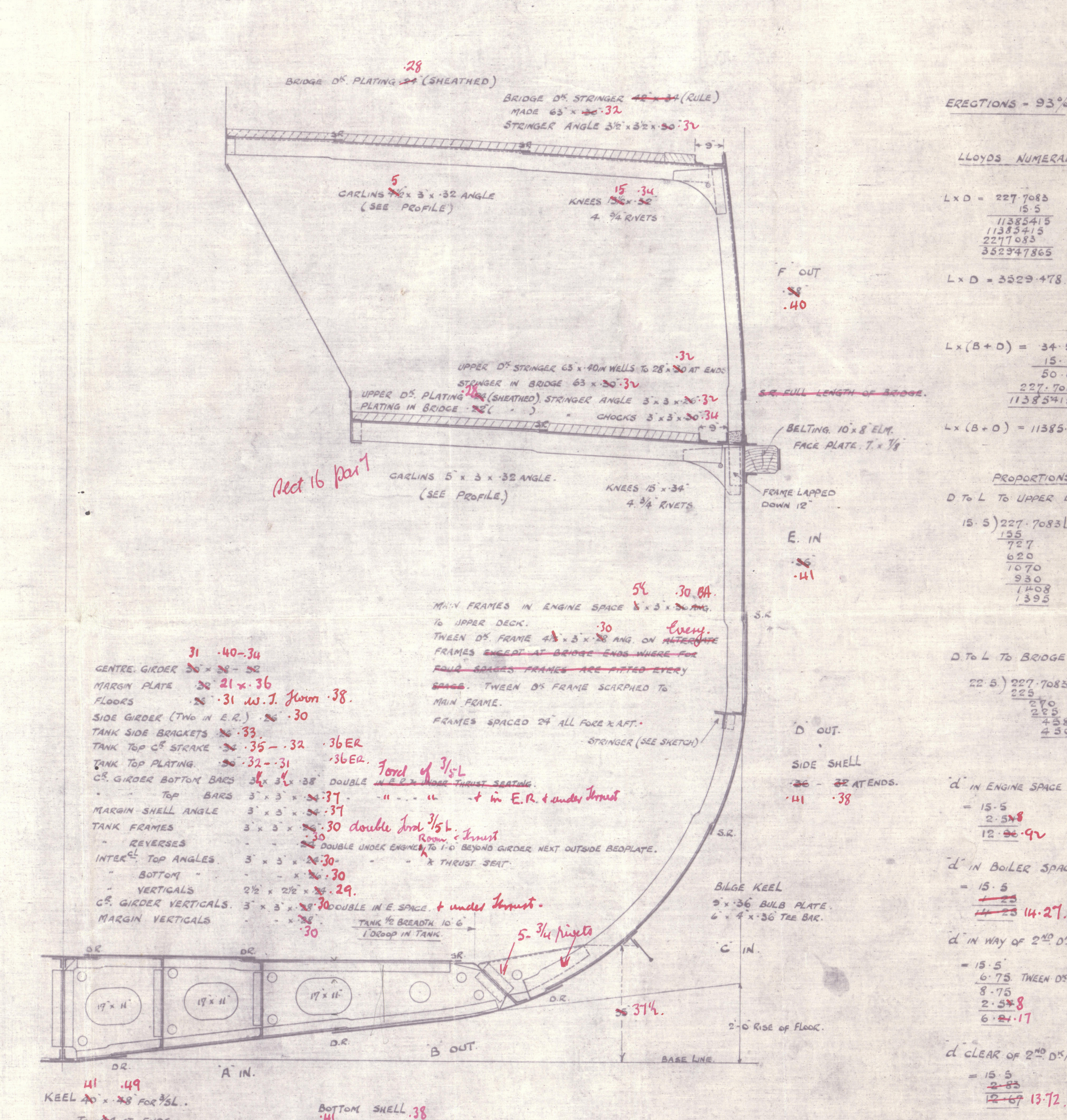
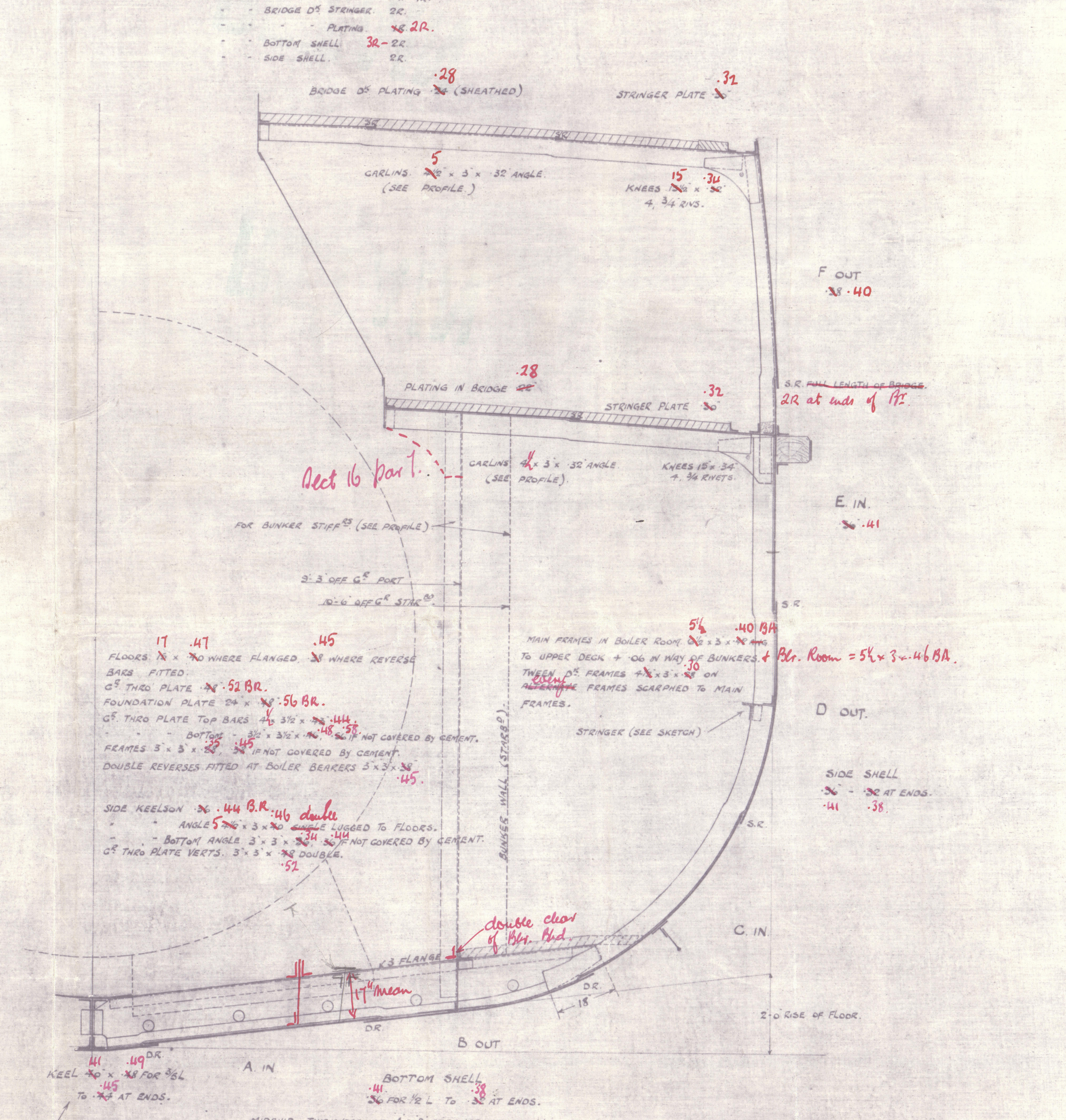
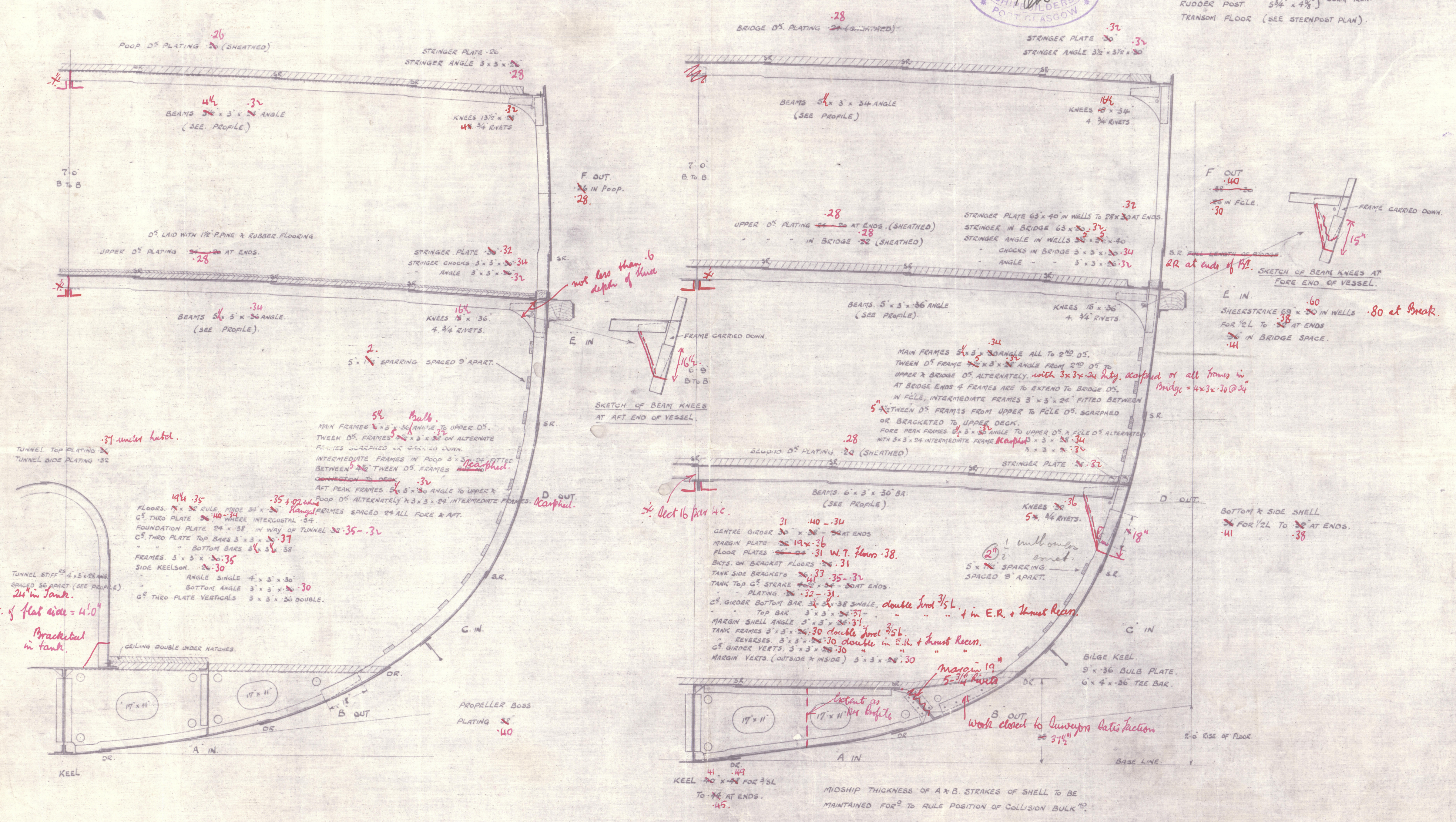
FORGINGS
STEM BAR, 8 1/2" x 1 1/2" ROLLED STEEL
PROPELLER POST, 6 1/2" x 4 1/2" FORGED
RUDDER POST, 5 1/2" x 4 1/2" FORGED
TRANSOM FLOOR (SEE STEENPOST PLAN).

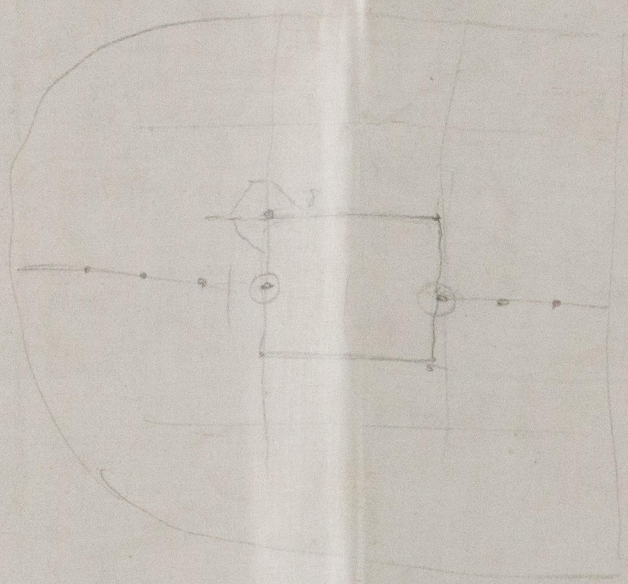

RIVETING NOTE.

BUTTS OF KEEL, T.R. BUTT JOINTS (SINGLE INSIDE)
BRIDGE SIDE PLATING, 3R.
UPPER D'S SHEETSTEAKS, 3R. FOR ALL CLERS OF BRIDGE, 2R AT ENDS, NOT EXC. 4".
POOP & PILE SIDES, 1R.
OF GIBBER, 3R-2R.
MARGIN, 2R.
TANK TOP OF STOWAGE, 2R.
PLATING, 2R-1R.
VERTICAL KEELINGS & FOUNDATION PLATE, 2R.
MAIN D'S STOWAGE, 2R.
UPPER D'S STOWAGE, 3R-2R. 2R IN BRIDGE.
OF PLATING, 2R-1R.
BRIDGE OF STOWAGE, 2R.
PLATING, 2R-2R.
SIDE SHELL, 2R.
BRIDGE OF PLATING, 2R (SHEATHED).
STOWAGE PLATE, 3R.
STOWAGE ANGLE 3 1/2" x 3 1/2" x 30.

RIVETING NOTE (CONT'D)

RIVETS THRU FRAMES TO SHELL SPACED 7" DIA. 1/2" C'S OF
IN FORE & AFT PLANS IN DEERTANK 5/8" DIA.
FLOORS & SHELL IN BOTTOM FOR 1/2" OF 3/4" FOR 5/8" DIA.
REVERSES, TANK TOP SPACED 7" DIA. (IN WAY OF ENGINE-ROOM BULKHEADS).
BEAMS, D'S PLATING, WHERE ON EVERY FRAME 7" DIA.
PILE, 7" DIA.





W1104-0360



© 2020

Lloyd's Register
Foundation

R DUNCAN & Co

S.S. "DALRIADA"

YARD N° 371

MIDSHIP SECTION

GRNK REPORT N° 18534.

RETAIN

LLOYD'S
Glasgow

RETAIN

W1104-0360



© 2020

Lloyd's Register
Foundation