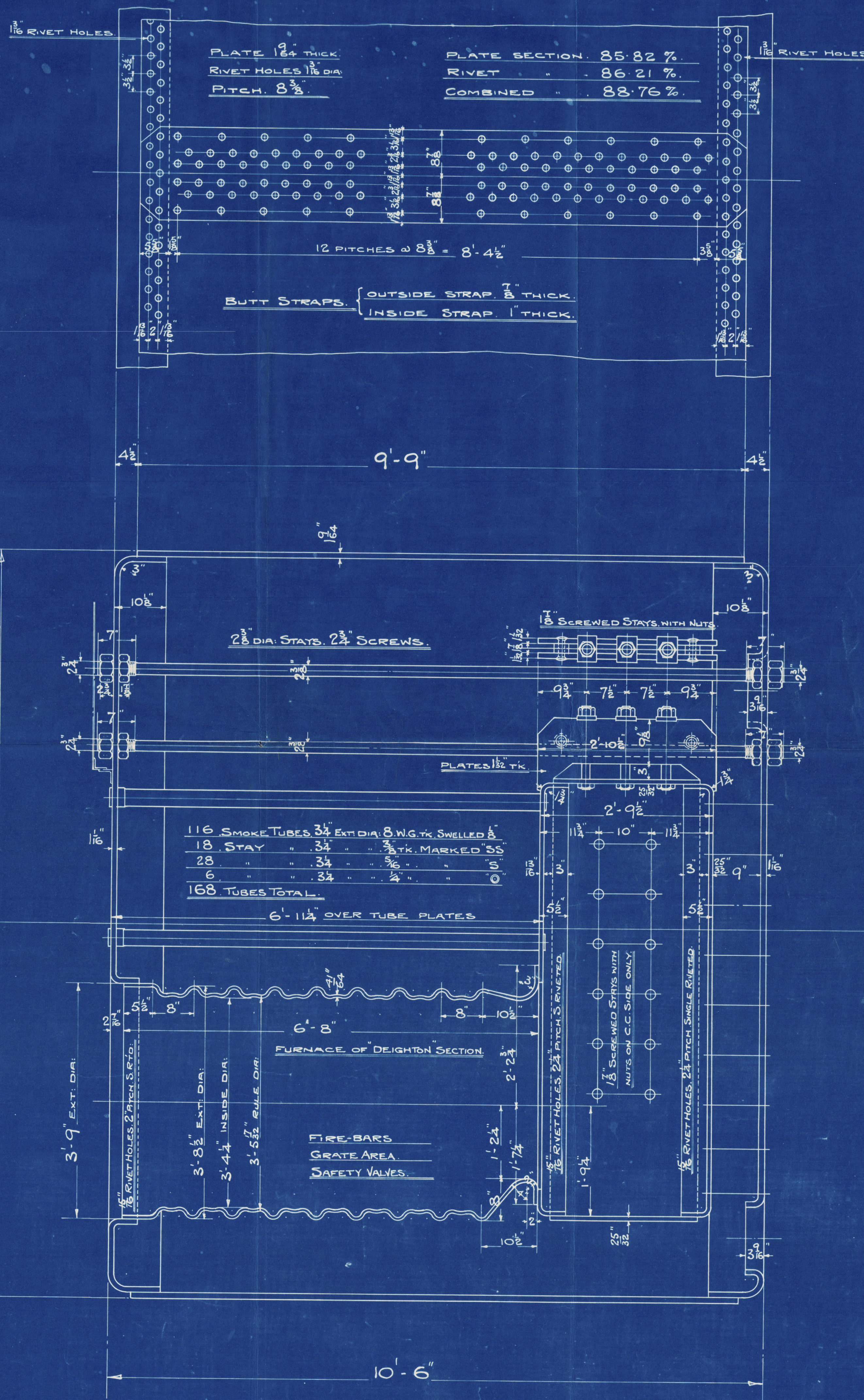
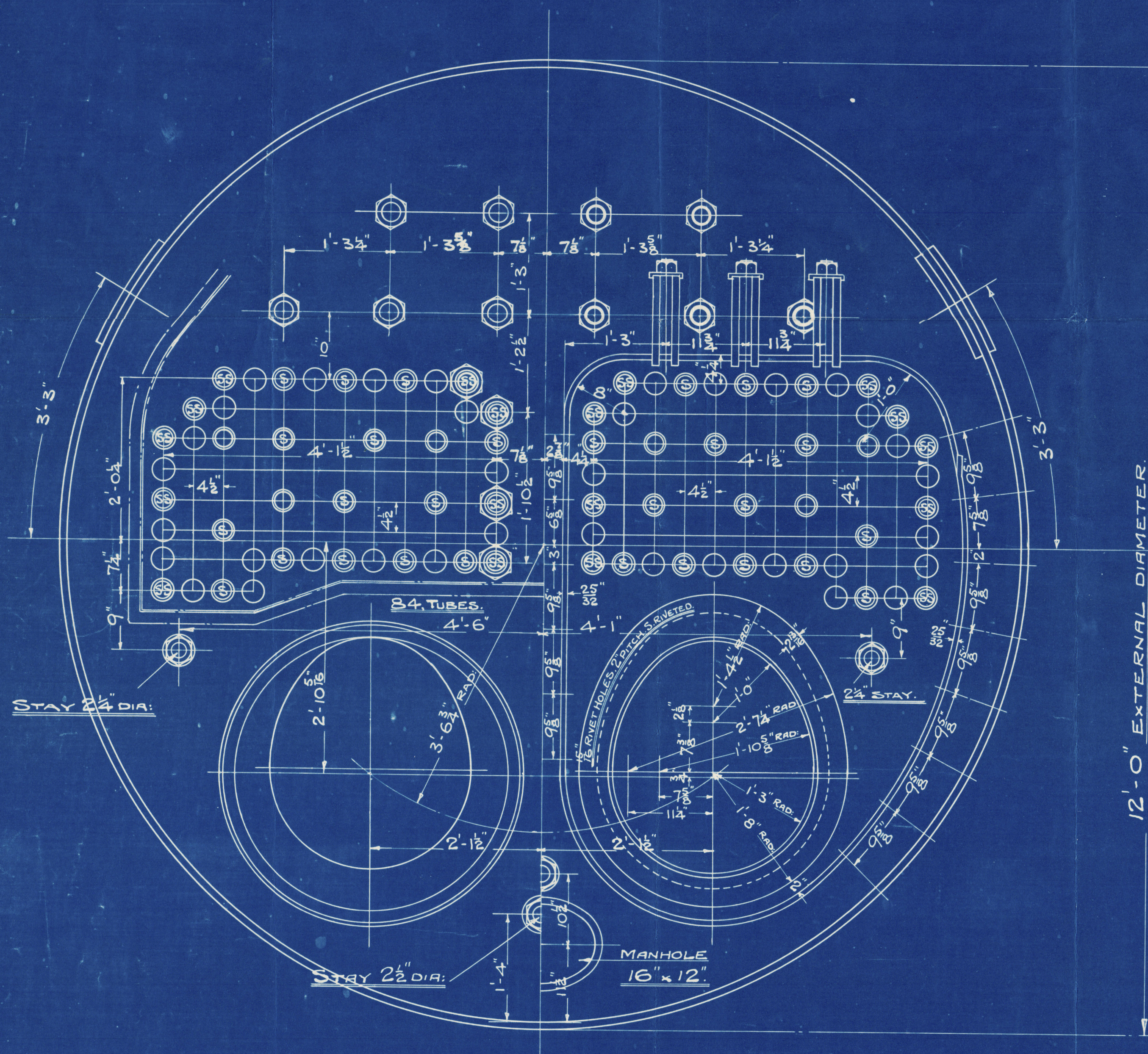


THE NORTH EASTERN MARINE ENGINEERING CO. LTD.
SUNDERLAND.
BOILER.

SCALE 1 INCH TO A FOOT. SCHEDULE "L".

WRITTEN DIMENSIONS ONLY TO BE TAKEN.

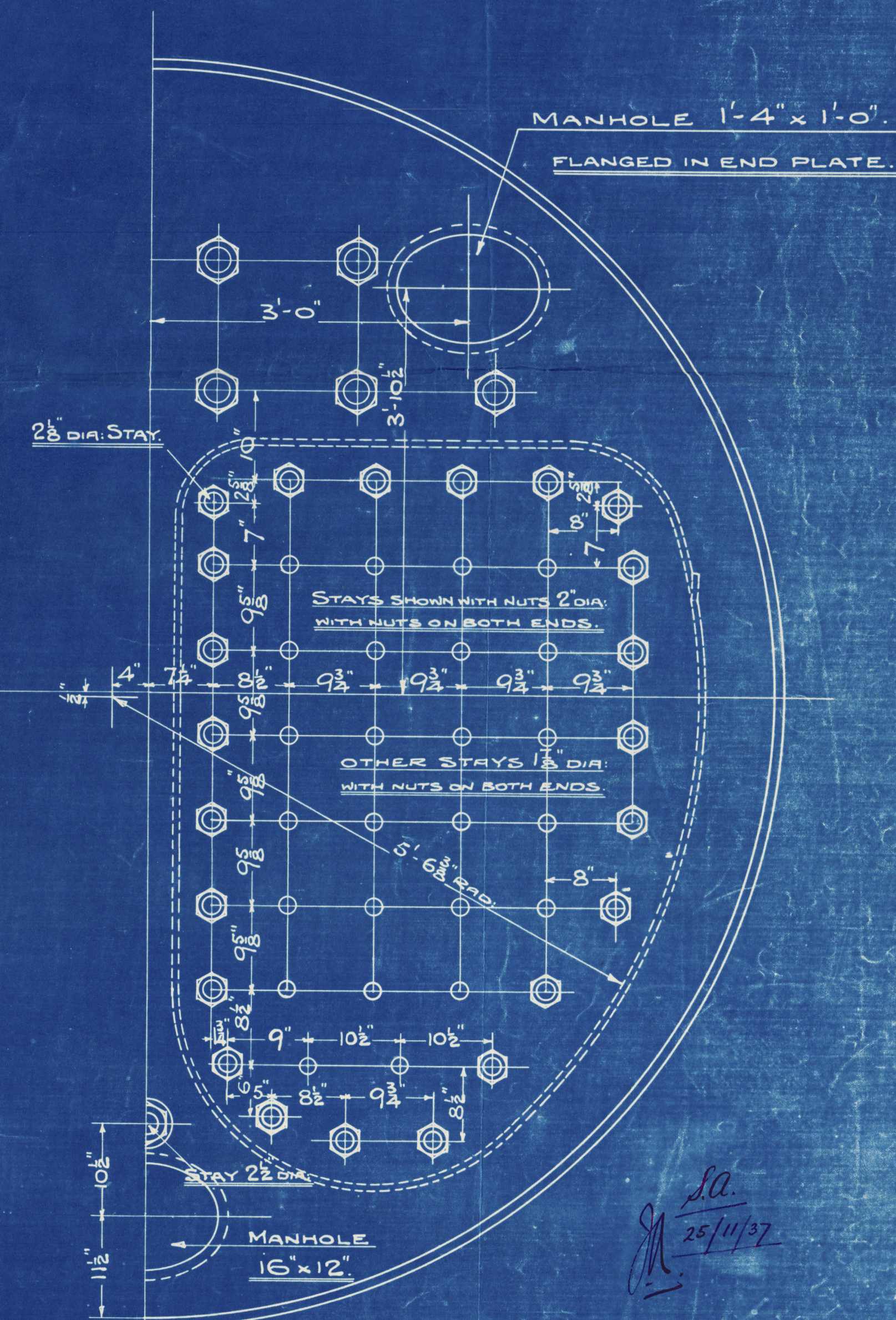
APPROVED BY LLOYD'S FEB. 6th 1935.



TO PASS LLOYD'S SURVEY.

SHELL = 29 (365-2) 85.82	2203 LBS PER
WORKING PRESSURE = 220	" " "
TEST " = 380	" " "
HEATING SURFACE ON TUBES 985 SQ. FEET.	" " "
" " OTHER PARTS 270	" " "
" " TOTAL 1255	" " "
EX. FRONT TUBE PLATE 1235	" " "
EFFECTIVE AREA OF STAYS	" " "
3 1/2" STAY TUBES 3/8" TH. 9 THREADS PER INCH 2.67 SQ. INCHES.	" " "
3 1/2" " " 5/8" " " 2.17 " " "	" " "
3 1/2" " " 1" " " 1.64 " " "	" " "
2 1/2" MAIN STAYS 6 " " " 4.43 " " "	" " "
2 1/2" " " 6 " " " 4.11 " " "	" " "
2 1/2" " " 6 " " " 3.26 " " "	" " "
2 1/2" SCREWED " 9 " " " 3.09 " " "	" " "
2 " " " 9 " " " 2.71 " " "	" " "
1 1/2" " " 9 " " " 2.36 " " "	" " "

ALL PLATES, RIVETS & STAYS - STEEL.
TUBES. BEST QUALITY SEAMLESS STEEL.
HOLES TO BE DRILLED IN PLACE AFTER BENDING
TENSILE STRENGTH OF SHELL PLATES 29 TO 33 TONS " "
" " BUTT STRAP " 29 TO 33 " "
" " GIRDER " 28 TO 32 " "
" " ALL OTHER " 26 TO 30 " "
" " MAIN STAYS 28 TO 32 " "
" " SCREWED " 26 TO 30 " "
SHEAR " RIVETS 23 TONS " "



CONTRACT 2920 LOFF (AUXILIARY)
CONTRACT 2906 LOFF (AUXILIARY)
CONTRACT 2886 LOFF
CONTRACT 2878 LOFF
CONTRACT 2877 LOFF
CONTRACT 2822 LOFF

DRAWING N°9307.

DRAWN BY JAS
TRACED BY
CHECKED BY 30/1/35

W11-0089

The North Eastern Marine Eng. Co. Ltd.

Contract No. 2920

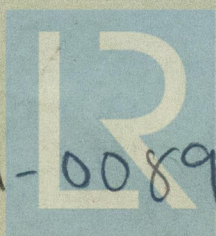
Messrs. J. L. Thompson & Sons, Ltd.

Yard No. 591.

AUXILIARY BOILER

s.s. "Bretwalda

Sunderland Pr. No. 32601.



W11-0089

© 2019

Lloyd's Register
Foundation