

27.6.12

S/S HARPORT.  
QUARTER PILLARS AT SIDES OF  
EXPANSION TRUNK  
SCALE 1/2" = 1 FOOT

SECTION

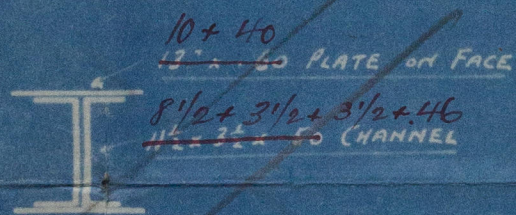
← TRUNK SIDE

UPPER DE


BEAM.

$$\begin{aligned} S \times B \times H &= \frac{14.58 \times 12}{100} \times \frac{29.16 \times 11.2 \times 13}{100} \\ &= \frac{22.4}{100} \times 41.8 \\ &= 61.8 \text{ UNDER } 24'-0" \end{aligned}$$

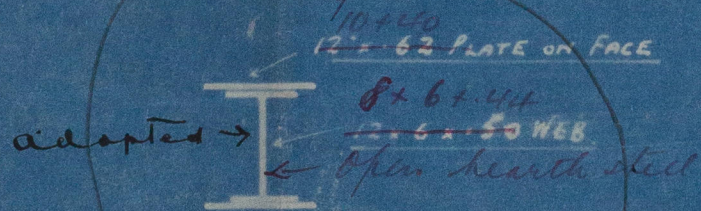
SECTIONS PROPOSED



OR.

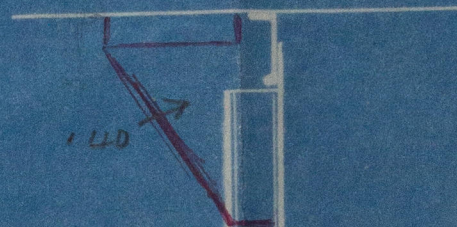


OR. equivalent section to above



SECTIONS AS ABOVE IN ALL HOLDS.

ELEVATION

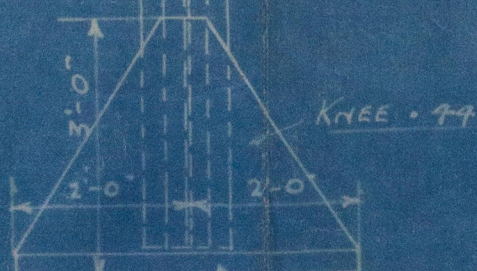


RIVETING.

3/4" RIVETS THROUGHOUT.


IN KNEES 6" DIAMS APART.

IN CONNECTION OF CHANNELS 7 DIAMS APART.



3 1/2 x 3 1/2 x 44. SINGLE

C.B. 12.  
27 6 12





In case the docks


S.S. Harport

Quarantine pillars

Mar. Report 7623



W109-0021



© 2020

Lloyd's Register  
Foundation