

8-10-03  
16-10-03  
22-10-03

SEE ALSO ACCOMPANYING PLAN & PROFILE



# TWIN SCREW STEAM YACHT.

TO CLASS 100A.1.

UNDER SPECIAL SURVEY.

DIMENSIONS—L.W.L. 162'-0" x 28'-3" x 14'-6" DEPTH M<sup>LD</sup> X.

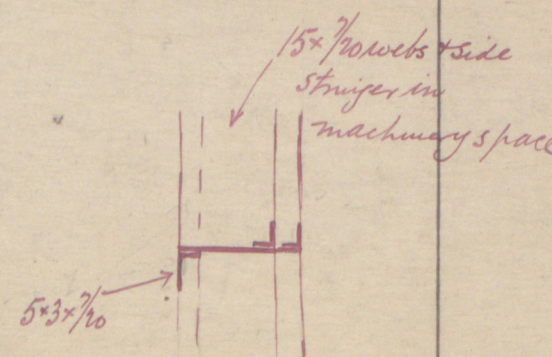
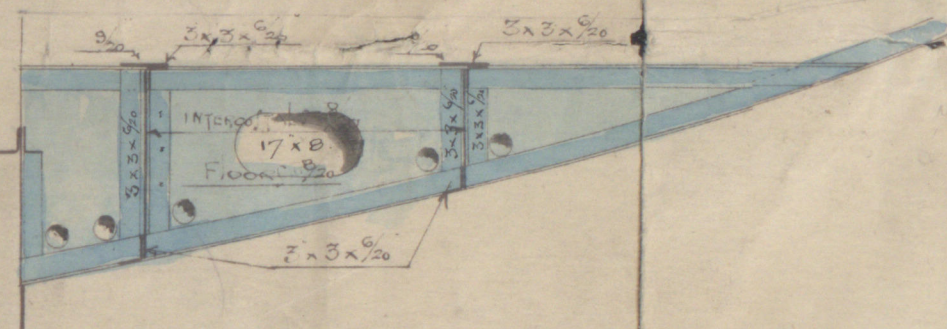
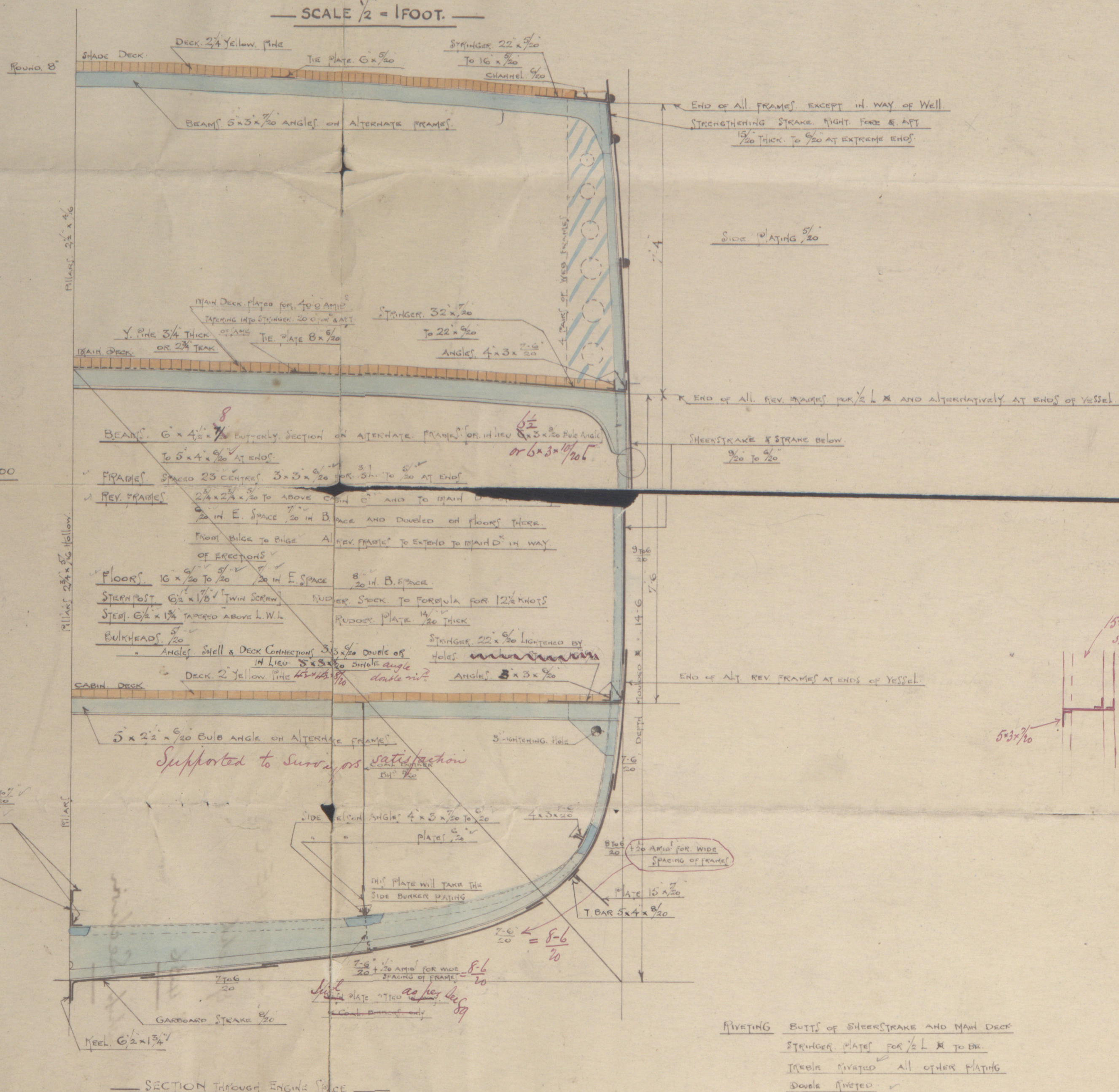
PROPORTIONS  
L/D 166/15.11 = 10.98 DEPTH TO LENGTH

SCALE 1/2" = 1 FOOT.

NUMERALS	
1/2 BREADTH	= 14.13
DEPTH WITH NORMAL ROUN	= 15.11
1/2 GIRTH	= 25.50
DIAGONAL x 2	= 35.50
	90.24 = 1 <sup>ST</sup> NO UNDER 92
LENGTH 162 + 4	166
	541.44
	541.44
	9024
	14979.84
	1.40
	5991936
	1497984
	20971.776 = 2 <sup>ND</sup> NO UNDER 21,000

EQUIPMENT NUMBER	
14979.84	
166 x 2 x 7.33 = 2433.56	
17413.40	= UNDER 18,000

1 <sup>ST</sup> ANCHOR	11 CWT EX STOCK
2 <sup>ND</sup> "	11 "
3 <sup>RD</sup> "	11 "
4 <sup>TH</sup> STREAM	3 1/2 "
5 <sup>TH</sup> RIDGE	1 1/4 "
195 FMS CHAIN CABLE	1 3/4 INCH
60 " STEAM	1 1/4 "
30 " SAWES	8 1/2 "
90 " RAILS	5 1/2 "



8/10/03

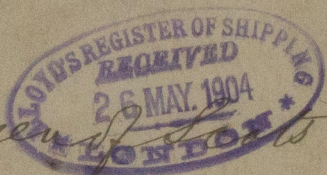





Fairfield S.B.M.E. Co.

Y.S. Yacht.

No 436.

Midship Section




"Queen of Scots"

~~Glasgow & No 21805~~

~~St. 6604~~

N.N. "Dolores" ❀



Lloyd's Register  
Foundation

W10 87-0314 1/2