

## S/S "EMPIRE REST"

## PROFILE &amp; DECKS.

SCALE:-  $\frac{1}{8}$ " = ONE FOOT.

## Dimensions:

Length Overall	252'-0"
Length B.P.	225'-0"
Breadth Moulded	36'-6"
Depth Moulded	17'-6"

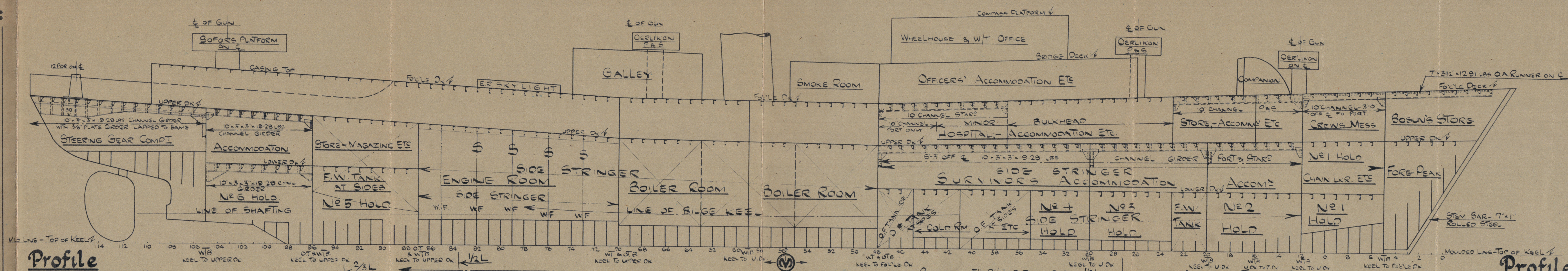


## Note:-

S.R. Floors	16 lbs.
B.R. Floors	12 lbs.
Remaining Floors all	10 lbs.

FERGUSON BROS.  
(PORT-GLASGOW) LTD  
SHIPBUILDERS & ENGINEERS

YARD No 371.



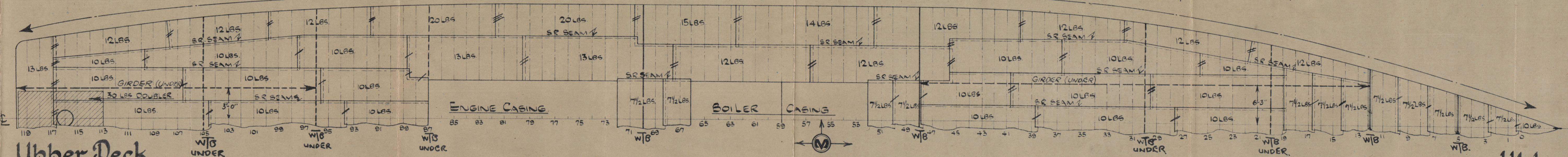
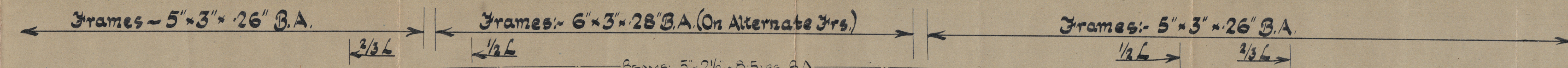
## Profile

FRAMES SPACED 24" APART THROUGHOUT

## Profile


## Fore Deck.

## Fore Deck.



## Upper Deck.

## Upper Deck.



## Lower Deck.

## Lower Deck.

