

BOAT DECK  
BEAMS 5 x 2 1/2 x .24 BULB ANGLES  
DECK OF 4 x 2 TEAK

BEAMS 5' x 2 1/2' x <sup>.26</sup>~~.22~~ BULB ANGLE


FLYING BRIDGE DECK  
DECK OF 4" x 2" TEAK.

## STRENGTHENING DECK PLANS


T. S. N° 1016.

315' B.P. x 45'-6" x 24'-9" TO SHELTER DECK.

SCALE  $\frac{1}{8}'' = 1$  FOOT.



FORECASTLE DECK  
DECK OF 4" x 2½" TEAK.










Decl. Plans

Messrs W. Denny & Co.

S.S. No 1016



GLASGOW REPORT No. 34/135

5/8 Nairana.



© 2020

Lloyd's Register  
Foundation

W1081-0350