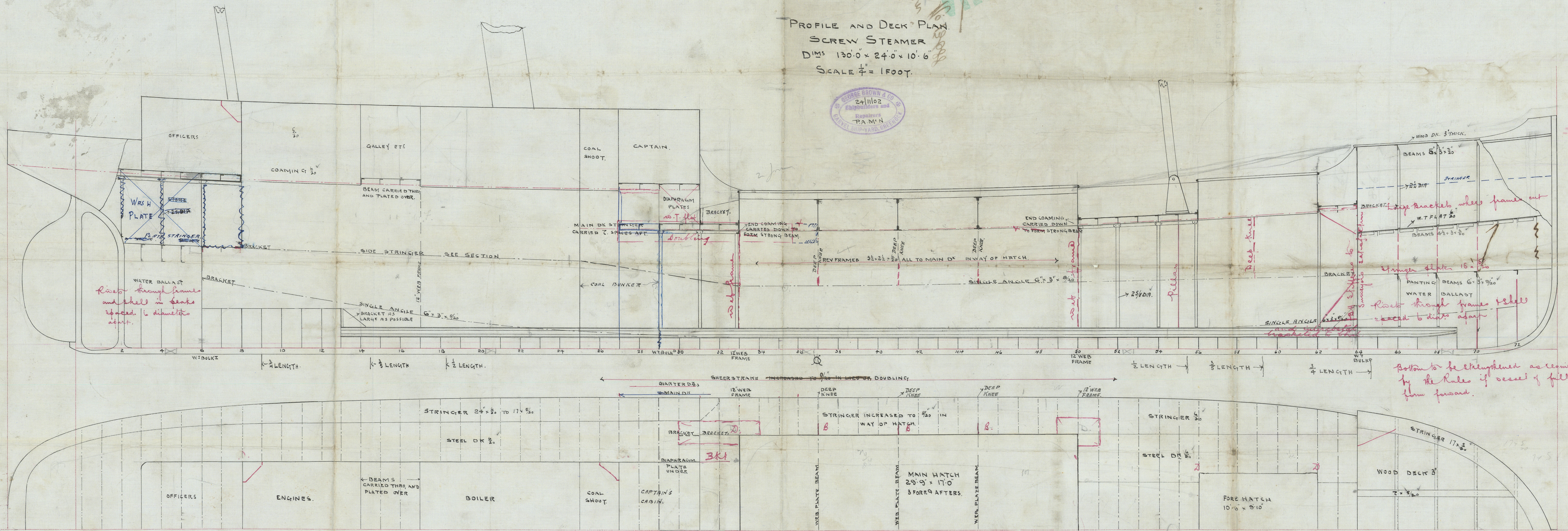



75-11-02

PROFILE AND DECK PLAN
SCREW STEAMER
DIM'S 130'0" x 24'0" x 10'6"
SCALE $\frac{1}{4}$ " = 1 FOOT.




Approved
Longitudinal
Plan

No 75.

S.S. Hawthorn

GrK report No 13088

Diag 130.0 x 54.0 x 10.0
SCREW STEAMER
PROFILE AND DECK PLAN



Wm

RETRACTED

As shown above in plan
CALCULATED DOWN
END COVERING



© 2020

Lloyd's Register
Foundation

W1081-0272