



GROUP I

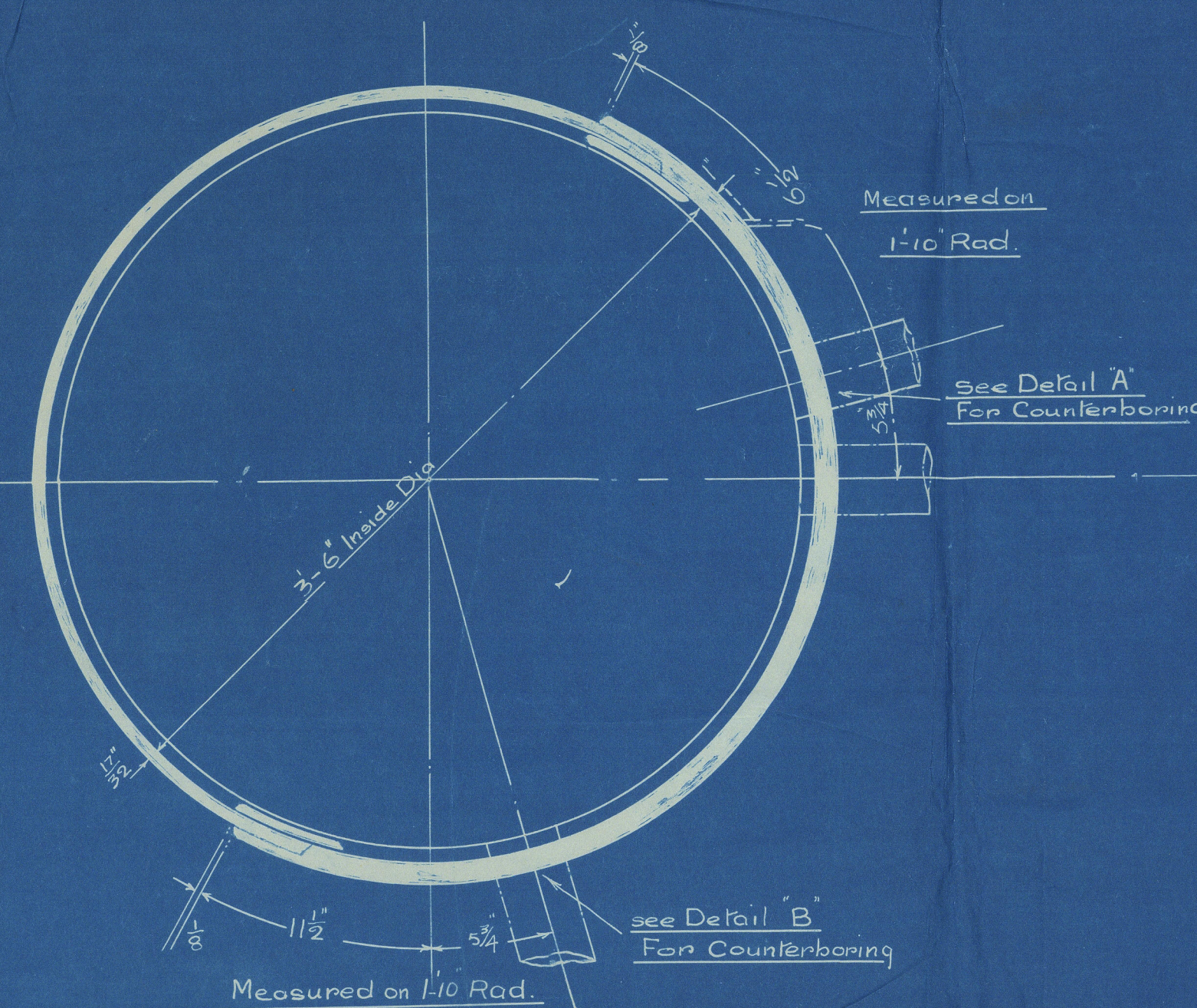
9/1/12



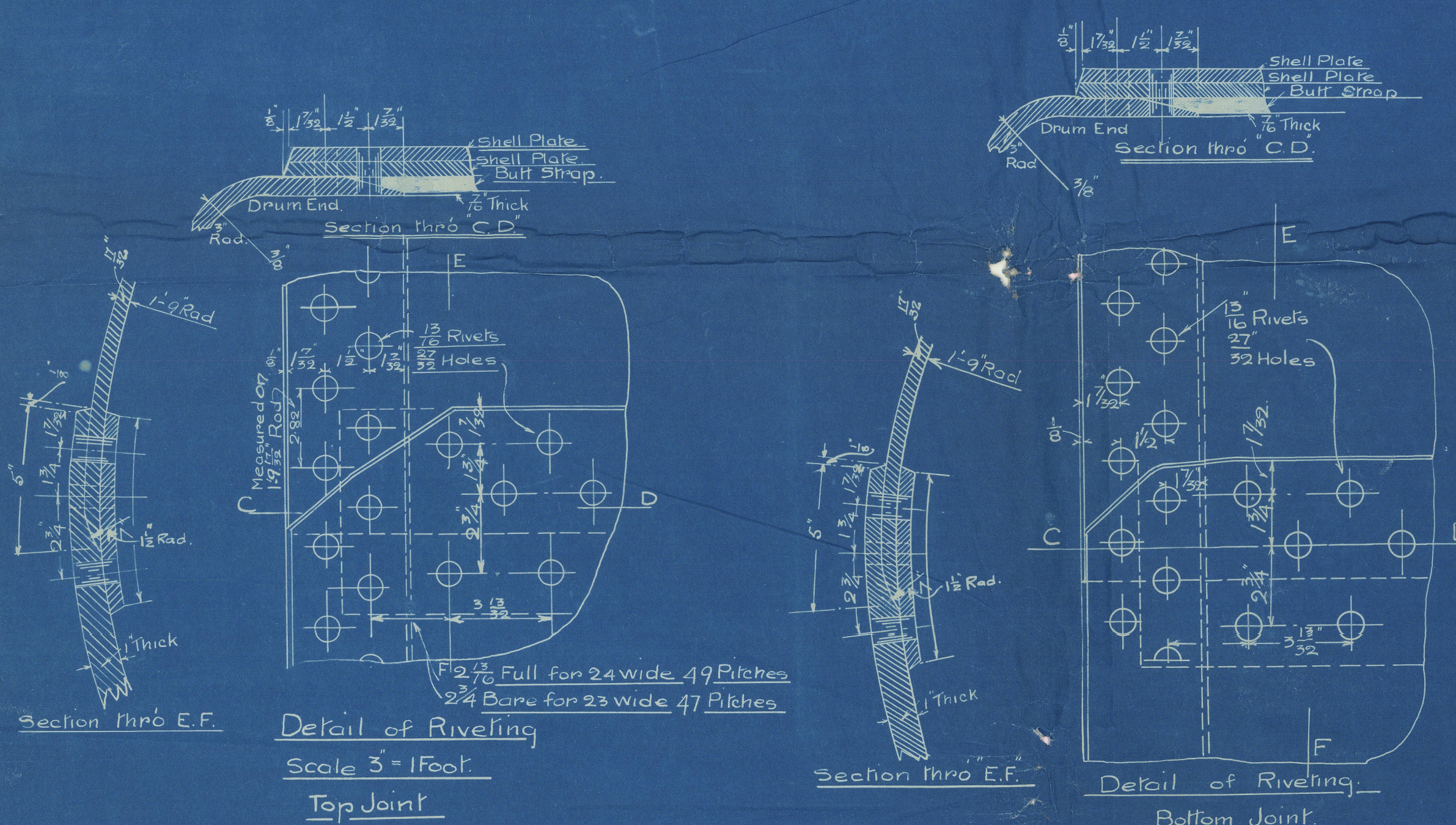
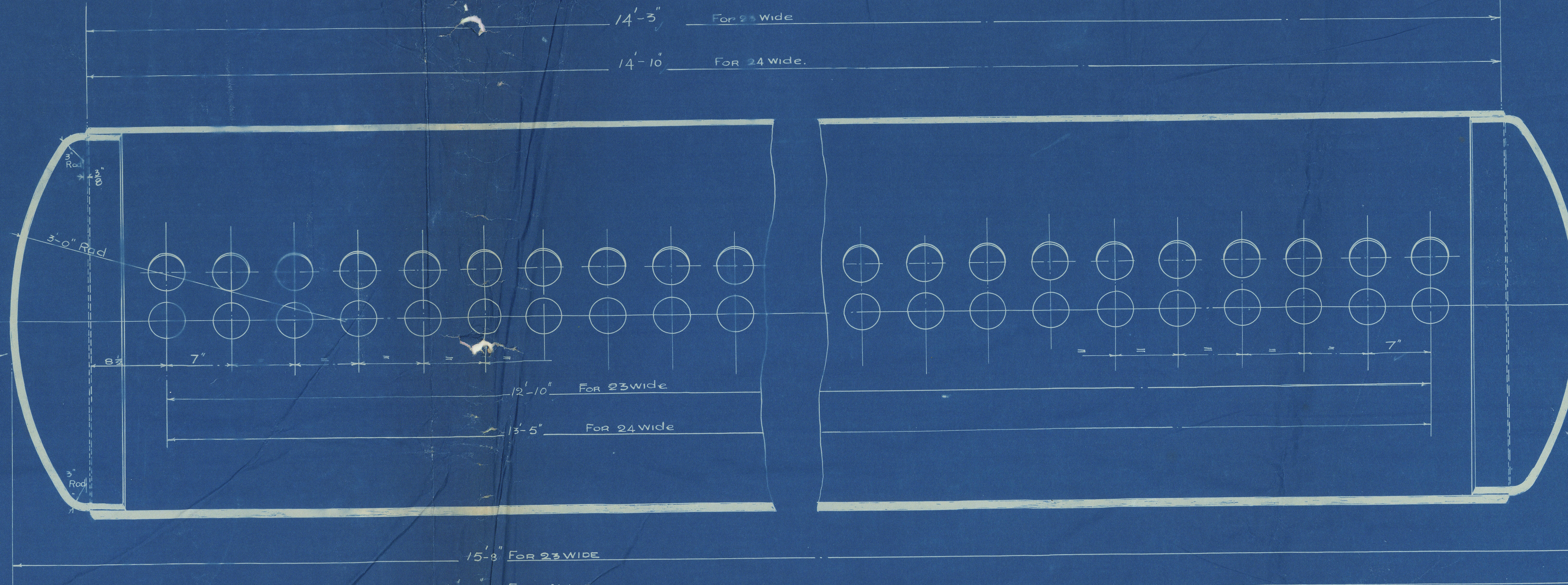
Detail of Counterboring "A"  
Scale Half Size



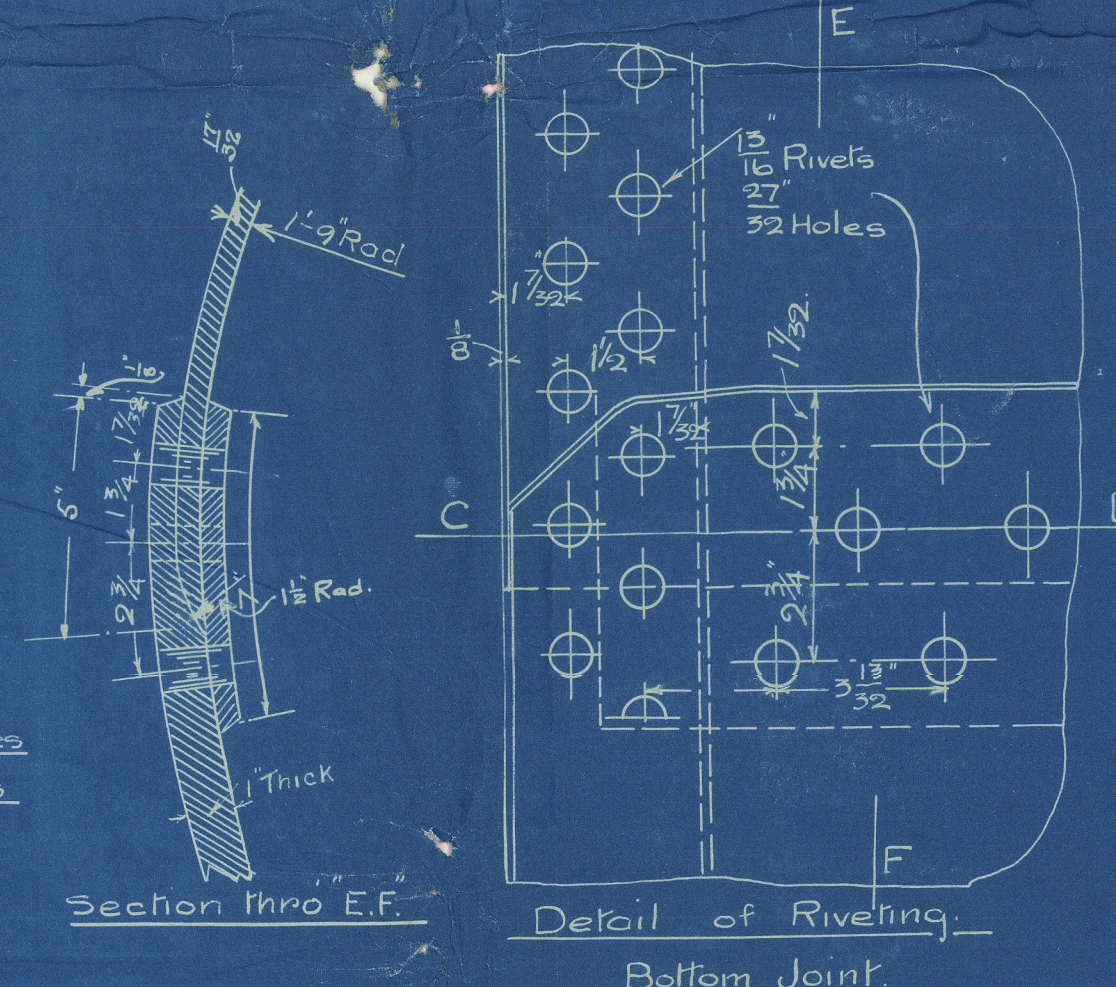
Detail of Counterboring "B"  
Scale Half Size




Made from 5\"/>



Detail of Riveting  
Scale 3 = 1 Foot  
Top Joint



Detail of Riveting  
Scale 3 = 1 Foot  
Bottom Joint



For Detail and Position of  
Mandrel and Compensating  
see D<sup>r</sup> No 2259 1/2 Mounting Blocks.

List of Material.

4 Drums 23 Sections wide.

4 Drums 24 sections wide.

1	Plate 14'-3" x 6'-3 1/2" x 1 1/2" Thick	1	Plate 14'-10" x 6'-3 1/2" x 1 1/2" Thick
1	" 14'-3" x 5'-9" x 1"	1	" 14'-10" x 5'-9" x 1"
2	Drum Ends 3'-6" dia x 3/8" Thick	2	Drum Ends 3'-6" dia x 3/8" Thick
2	Butt Straps 7" x 13'-11 3/4" x 1/16" Thick	2	Butt Straps 7" x 14'-6 3/4" x 1/16"
	All necessary Rivets		
	FINISHED SIZES GIVEN		

Tensile strength of Shell & End Plates 24 to 28 Tons  
" " Butt Plates 26 to 30  
4 off 23 wide  
4 " 24 "

BARBICOCK & WILCOX LTD  
MARINE DEPT  
FARRINGTONS LONDON E.C.

Working Pressure = 200 lbs per sq  
Test " 400 " " "

STEAM & WATER DRUM

Scale 1 1/2" = 1 Foot

R 789  
6

JOB No 196

D<sup>r</sup> No 2259/18

DATE 20-12-11

Foundation




W1076-0170

Babcock & Wilcox  
WT Boilers M 196.  
W.P. 200 lbs.

Is "Wahine"

GLASGOW REPORT No: 32646



RETAIN

RETAIN



© 2019

Lloyd's Register  
Foundation