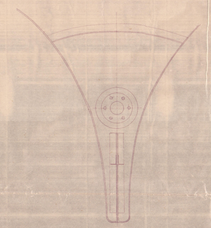

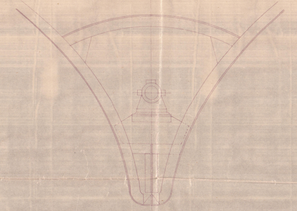

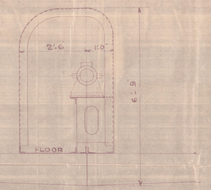

PARTICULARS OF MAIN ENGINE		
ATLAS DIESEL		
B.H.P.		= 960
R.P.M.		= 250
No. OF CYLINDERS		= 6
SINGLE ACTING		
No. OF CYCLES		= 2
DIA OF CYLINDERS	= 340 MM.	= 13·39"
STROKE	= 570 MM.	= 22·44"
MAXIMUM PRESSURE	= 38 KILOS PER □CM.	= 540 LBS □"
PISTON SPEED		= 931 FT PER MIN.
WEIGHT OF FLYWHEEL	= 570 KILOS	= 1254 LBS
DIA. " "	= 1186 MM.	= 46·69
DIA OF PROPELLER	[redacted]	
TAIL SHAFT FITTED WITH CONTINUOUS BRONZE LINER		

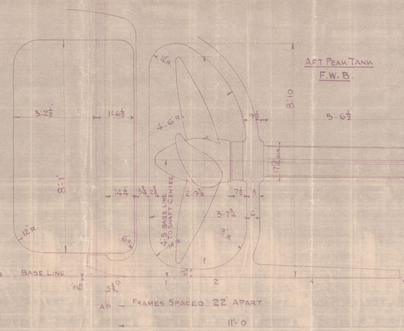

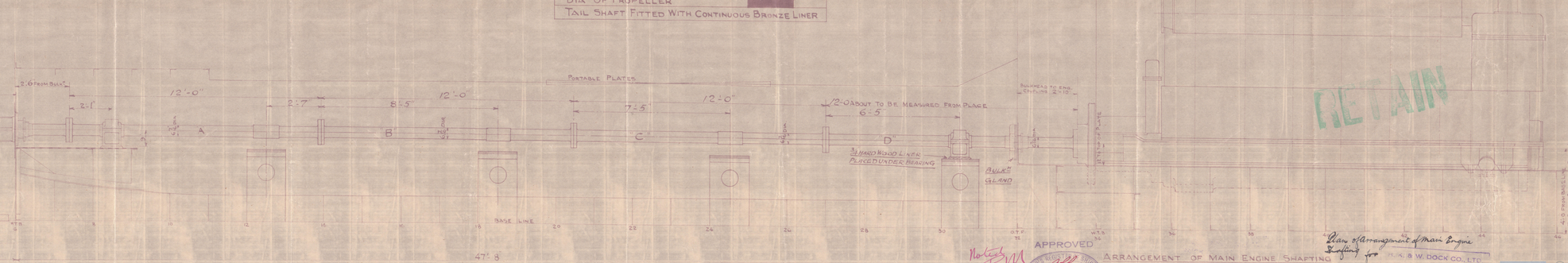

Notes
T.R.M.
23.11.37

APPROVED
OCT 25 1937
LLOYD'S REGISTER OF SHIPPING
KOBE

ARRANGEMENT OF MAIN ENGINE SHAFTING
SCALE = ½" = 1 FOOT.
SHIP No. 782 ENGINE No. 506

Plan of Arrangement of Main Engine Shafting for
M/S Surigao
H. K. & W. DOCK CO. LTD
ENGINE DRAWING OFFICE
DATE 1st OCT. 1937
R. A. Sanders

DRAWING No. 1741
339

RETAIN

© 2020
K.&W. DOCK Co
Lloyd's Register
Foundation