

For the information of Surveyors and the Committee only.

Received at

Office,

LLOYD'S REGISTER
LONDON.

RECEIVED 9 JUN 1921

Lloyd's Register of Shipping.

(Report on Vessel No. 74232 Port Newcastle)

Lowland Firth

No F.17418

SHIP FORGINGS OR CASTINGS

I have to report that the undermentioned ~~Iron or Steel Forgings or Castings~~, manufactured by Emerson, Walker & Thompson Bros. of Dunston-on-Tyne for the Vessel No. 658, being built by Hepburn & Co. Ltd. of South Shields have been inspected by me as set forth below and found to be, so far as can be seen, Sound

New Sp.R. as Per Plan.

Mark on Forgings or Castings.

Lloyd's

No. 5534, N

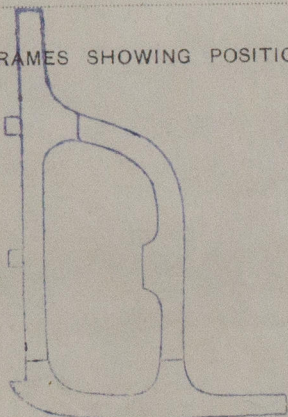

W.C.

W. Campbell

Newcastle

	STERN FRAME.	RUDDER FRAME.	STEM.
Material*	<i>Scrap Steel</i>	<i>Scrap Steel</i>	
How made	<i>Forged</i>	<i>Forged</i>	
Dimensions	<i>5 1/2 x 5 3/4 x 3.</i>	<i>4</i>	
Progress on Inspection	<i>Finished</i>	<i>Machined & Built</i>	
Date when Inspected	<i>August 6. to October 7-1920.</i>		
CASTINGS.			
Tests on Standard Test Pieces.			
<u>Tensile Test—</u>			
Tons per square inch			
Extension per cent. ...			
<u>Cold Bending Test—</u>			
Angle before fracture			
<u>Drop Test—</u>			
Height from ground ...			
<u>Hammering Test—</u>			
If made according to Rules and found satisfactory ...			

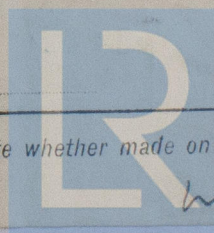
SKETCHES OF FRAMES SHOWING POSITION AND DESCRIPTION OF WELDS OF FORGINGS.



Fee (if any chargeable) £

To be paid at

* If of Iron, state whether scrap or puddled Iron. If of Steel, state whether made on the Open Hearth process.



© 2020

Lloyd's Register
Foundation

W1070-0264

Referred to the Chief Ship Surgeon

CSH

-9 JUN 1921

NOTE

EMERGENCY RECORD

EMERGENCY RECORD

Handwritten notes in the center of the page, including "100 ft. x 10 ft." and "100 ft. x 10 ft."

WHEEL

WHEEL



© 2020

Lloyd's Register

ENGINE
DIA. OF CYL
Is the screw

Master

Engines ma

Boilers ma

Registered

Nom. Horse

in the pro

between the

liners are)

Dia. of Tum

collars]

No. of Fee

No. of Bilg

No. of Don

In Engine

No. of Bilge

Are all the b

Are all com

Are they fa

Are they ea

What pipes

Are all Pe

Are the Bi

Is the Scro

BOILER

Total Hea

Working

Can each t

each boiler

Smallest di

Thickness

long, secun

Per centag

Size of com

Length of l

Working p

Pitch of st

Material q

Material

Area at

Thickness

Diameter

Pitch ac

thickness