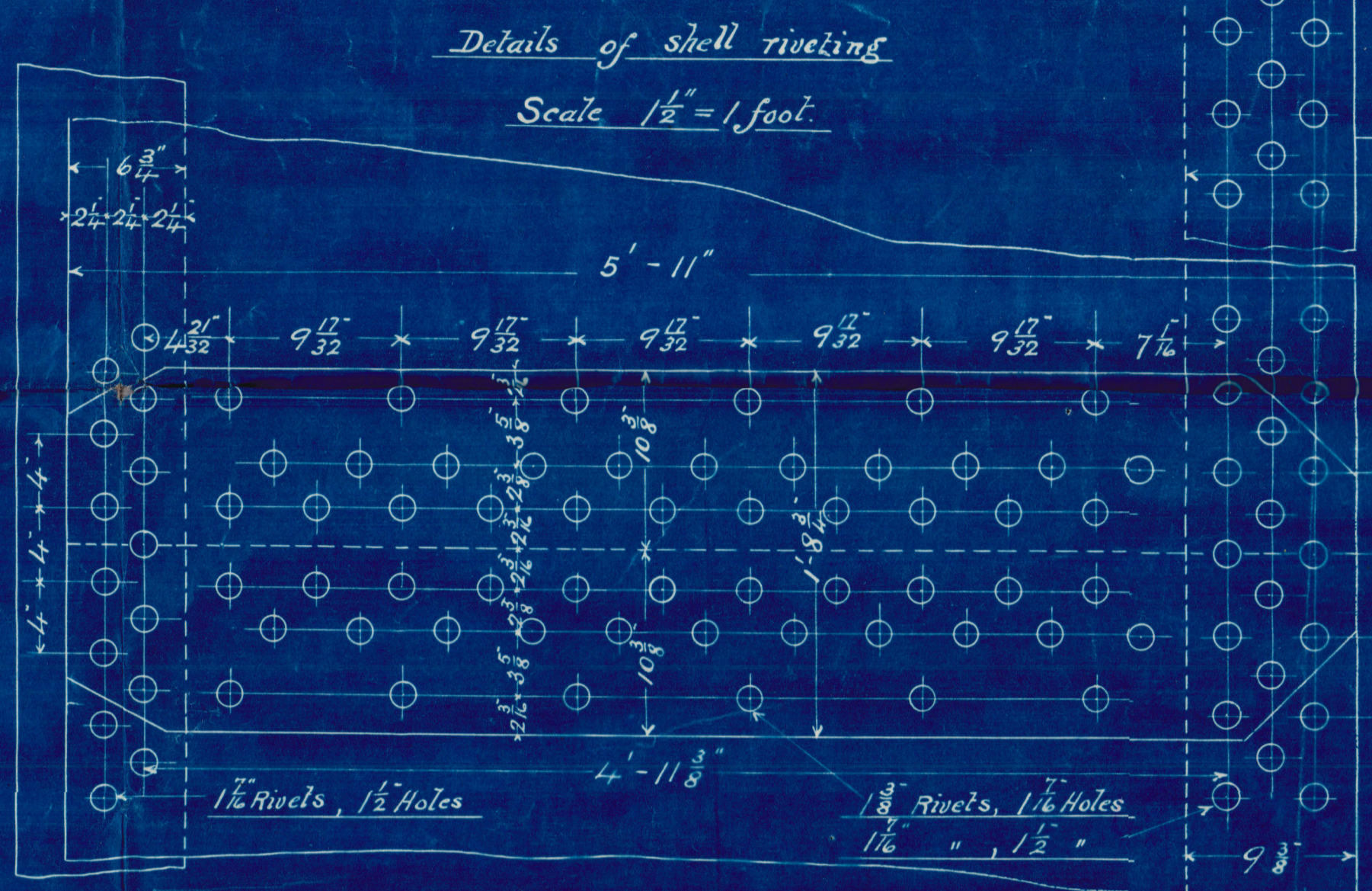


Position of Manholes &

Butt straps

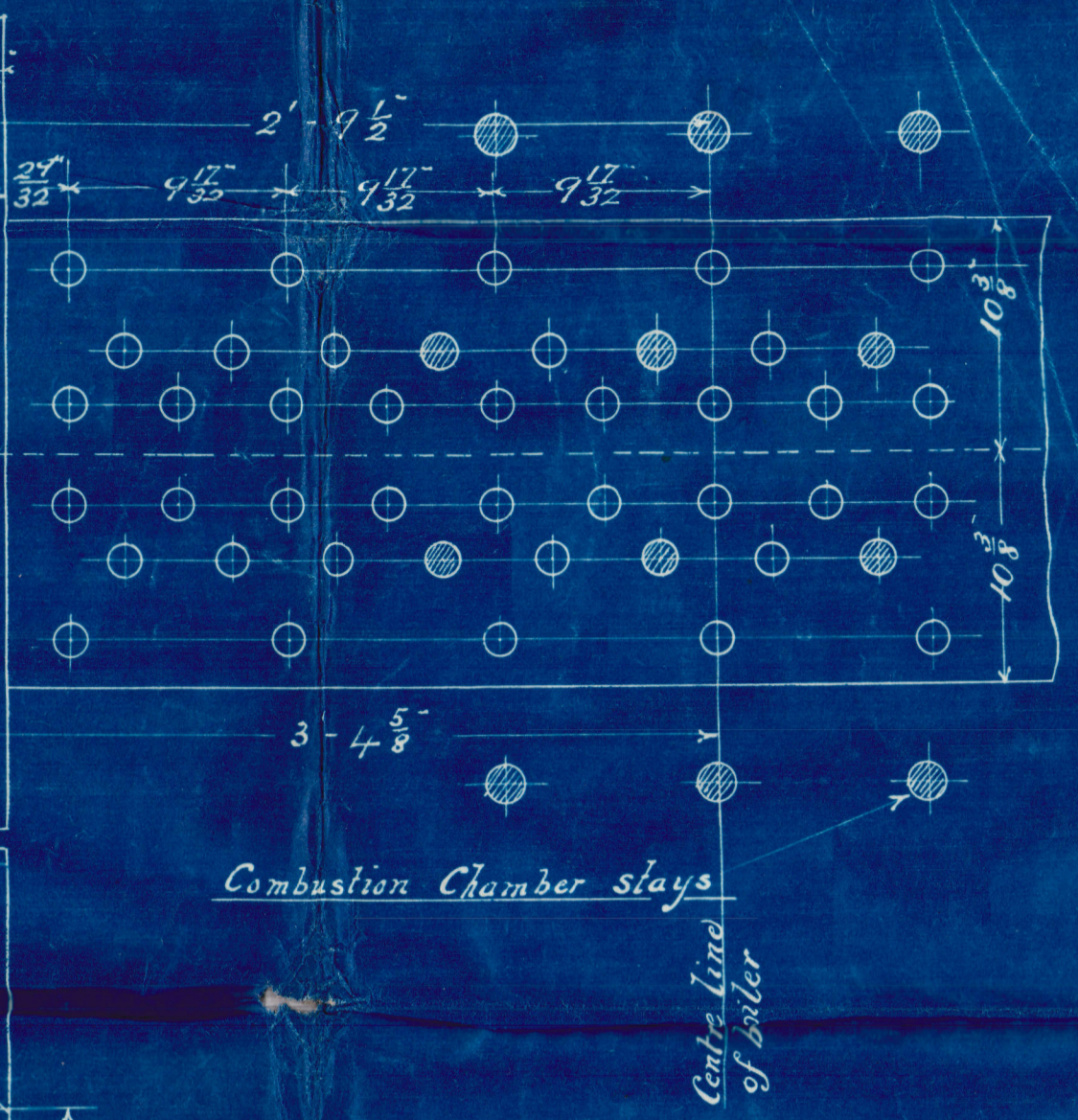
Particulars (1 boiler)

Heating Surface - 628 tubes	3740 sq
" - 6 furnaces	273 "
" - 3 comb. cha.	269 "
Total	4282 "
Graze (5'-9" bars)	126.5 "
Area thro tubes	26.85 "
Ratio $\frac{G.A.}{area\ thro\ tubes}$	$\frac{2.1.8}{4.71}$
Steam space	812.6 cu. ft.
Total heating surface in 2 boilers = 8564 sq	
Graze " 2 "	= 253 "
16" x 12" McNeil's door & ring in shell.	



Details of shell riveting

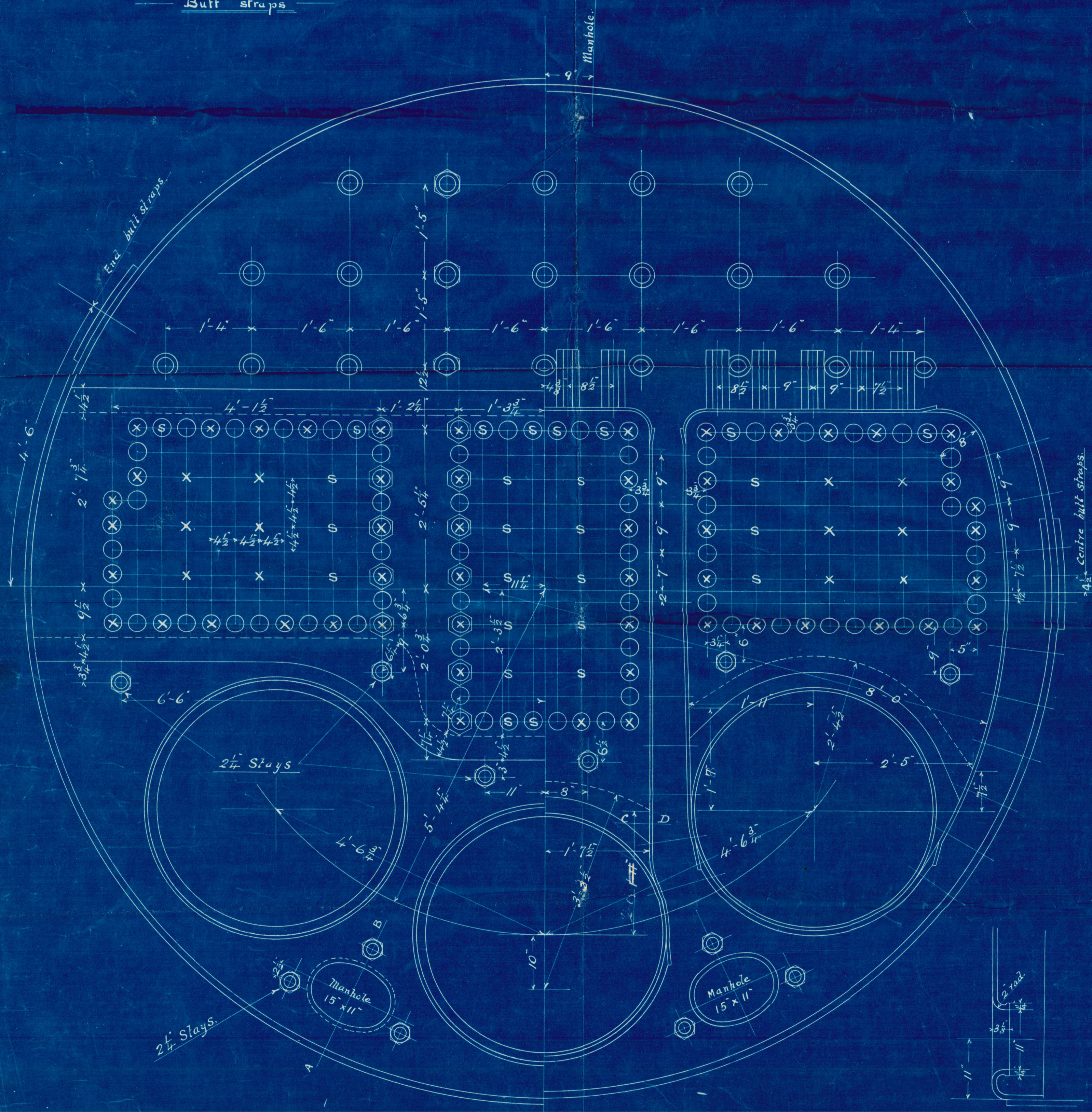
Scale 1/2" = 1 foot.



Combustion Chamber slays

Long Seams.
Shell 1 1/2", Rivets 1 3/8", Holes 1 1/2",
Pitch 9 1/2", Plate - 84.9%
Rivets = 85.1% B.O.T & 88.1% Lloyds.
Inner butt straps = 1 3/8" thick.
Outer " " = 1 1/8" "
Shell plates & butt straps to
have a minimum tensile strength
of 28 tons per sq. in.
maximum of 32 tons.

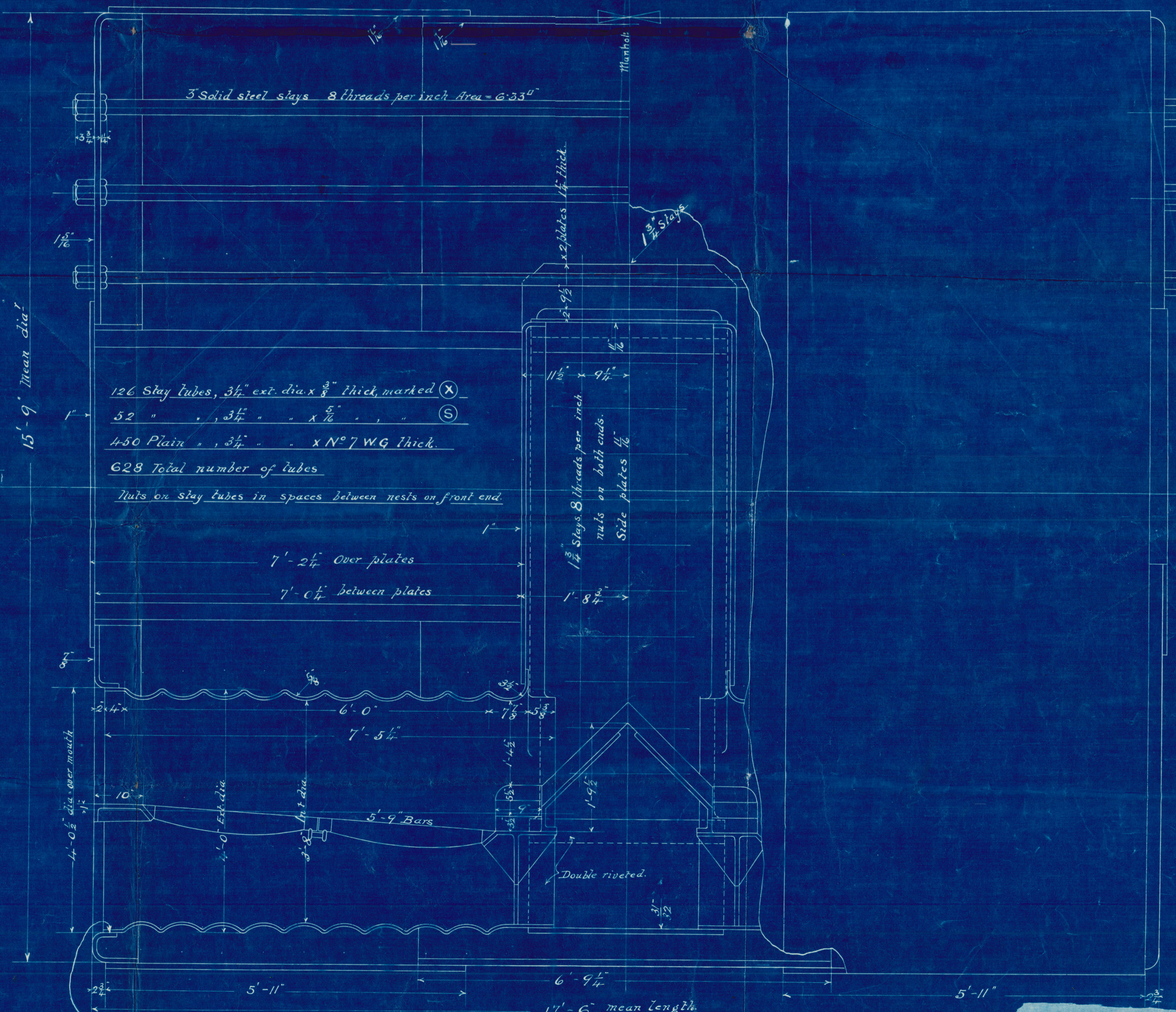
End Seams	Middle Seams
1 1/2" Rivets, 1 1/2" Holes, 4" Pitch	1 1/2" Rivets, 1 1/2" Holes, 4 1/2" Pitch
Plate = 62.5%, Rivets = 50.4%	Plate = 66.6%, Rivets = 67.3%
All holes drilled in place	
Boiler steel, tubes iron	
Under B.O.T & Lloyd's surveys for a working press. of 180 lbs per sq. in.	



Sectional plan on C.D.

Note - No radius on back of
furnaces to be less than 3"
Tube plates to be flanged to suit.

Section on A.B.



Note - End plates bored out
roughly for furnaces

Board of Trade & Lloyd's Surveys

Working Pressure = 180 lbs per sq. in.


2 STEEL BOILERS No 202

SCALE 1/2" = 1 FOOT.

Checked & approved by S. No 252



Foundation



63
255
316

515
63
252

Messrs. Steel & Boller's
B D. H. S. S. S. S.

Messrs. Dunsmuir & Jackson
for

Messrs. C. Connell & Co. No. 252 St. for


180th "working press"
for

For Calculation see other plans

"N.T. Nielsen-Alonso"

ex
S.S. "custodian"

Glasgow Report No. 17720



W107-0208



© 2020

Lloyd's Register
Foundation