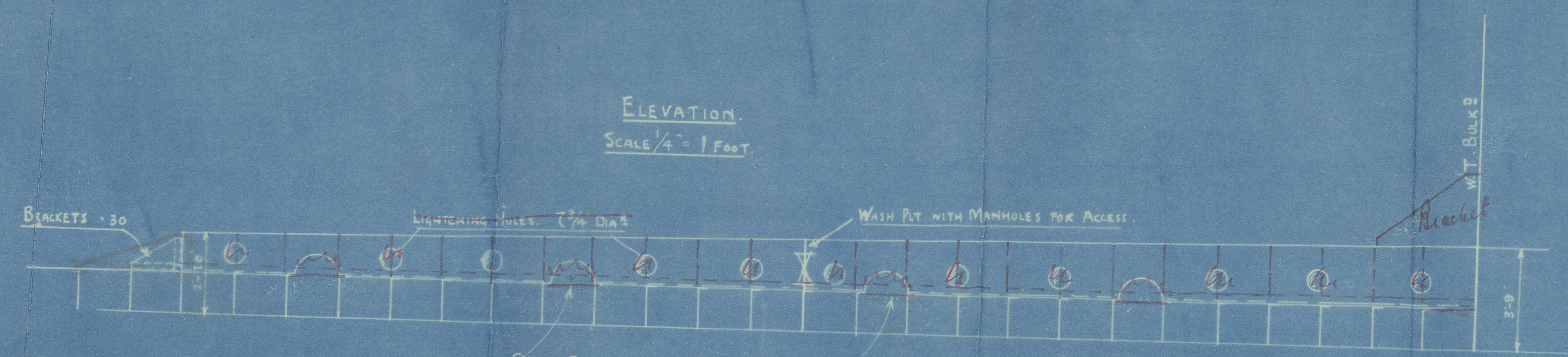


6.2.14

N^o 574 SHIP

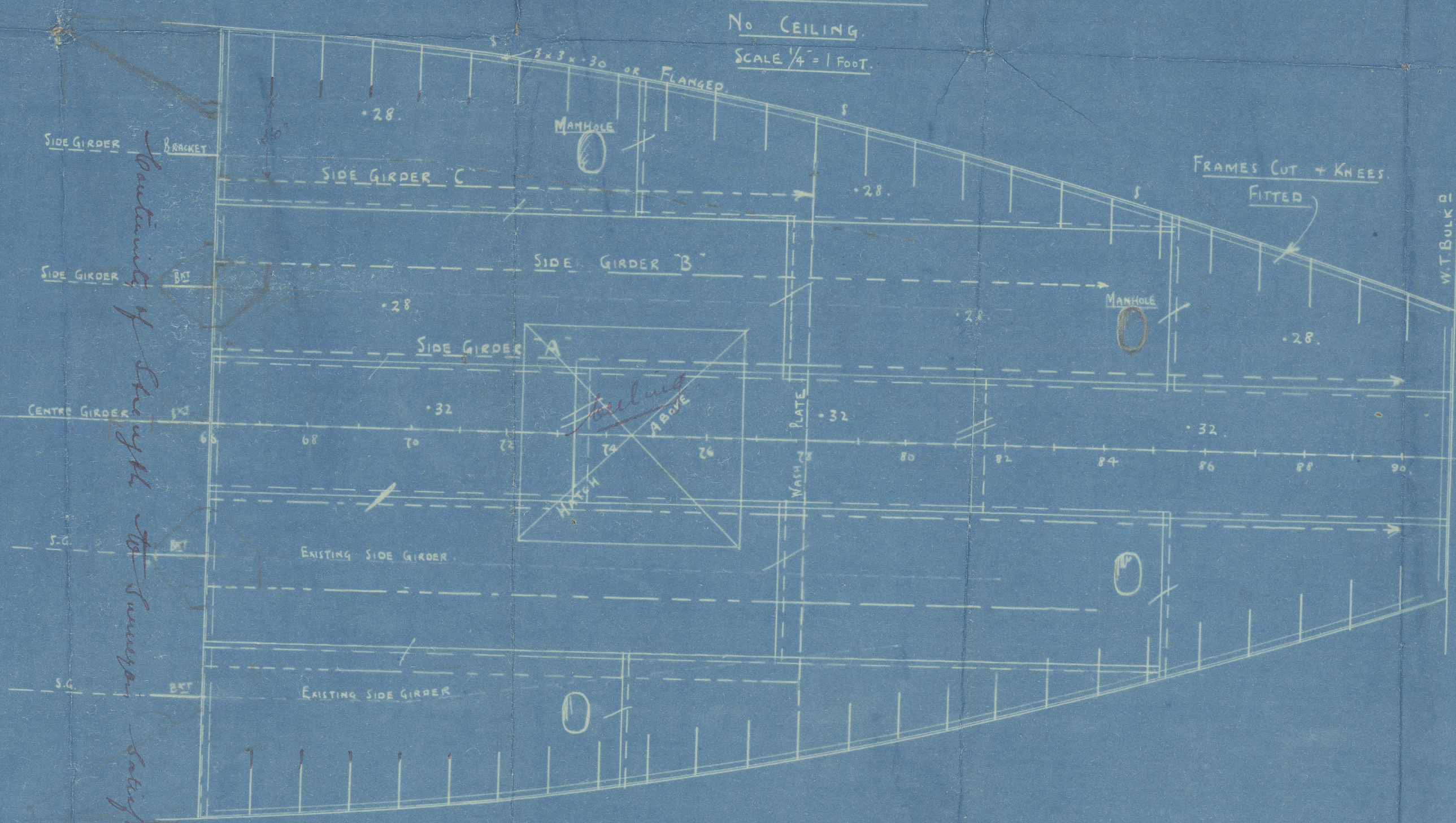
PLAN OF BALLAST TANK FORWARD

ELEVATION.
SCALE 1/4" = 1 FOOT.




*SIDE GIRDERS CUT AWAY FOR ACCESSIBILITY
Manholes to be provided in double
bottom for accessibility*

PLAN OF TANK TOP
NO CEILING.
SCALE 1/4" = 1 FOOT.



Continuity of Strength to Forepeak - see section


SECTION
SCALE 1/2" = 1 FOOT.



Requirements of Section 17 to be complied with.


EXISTING SIDE GIRDERS
CENTRE SIDE GIRDER - PLTS FLANGED 2" FOR BOTTOM
B.C. SIDE GIRDERS - STIFFENERS ON ALTERNATE FRAMES OR A.B.C. JUDIC


ALTERNATIVE ARRANGEMENT FOR ACCESSIBILITY
2 SIDE GIRDERS WITH 1x2x4-32 REINFORCES
ON ALTERNATE FRAMES.



RIVETING.
BUTTS OF CENTRE GIRDER ——— DOUBLE RIV.
SIDE ——— DOUBLE RIV.

*C.F.
6.2.14*





w1065-0208




© 2019

Lloyd's Register
Foundation

W1065-0208

W1065-0208



Smith's Dock 574
Messrs Smith Dock Co & Co



S.S. No 574

Plan of Ballast Tank at
Fore end

Motor Vessel
"POSEIDON"

Inst. Rpt. No 8454.

✓



© 2019

Lloyd's Register
Foundation

W1065-0208