

SHIP No 989
ASPHALT TANKER.

Copy of approved plan
G.H.B.

MAST, WINCHES, WINDLASS, STEERING
GEAR, ETC. TO BE SUPPORTED TO
SURVEYORS SATISFACTION.

DIMENSIONS:- 290'0" L.B.P. x 49'0 B.M^{LD} x 19'6" D.M^{LD}

PROFILE AND DECK PLANS

SCALE $\frac{1}{8}" = 1 \text{ FOOT.}$

TO CLASS LLOYDS 100 A.I. with Foreboard

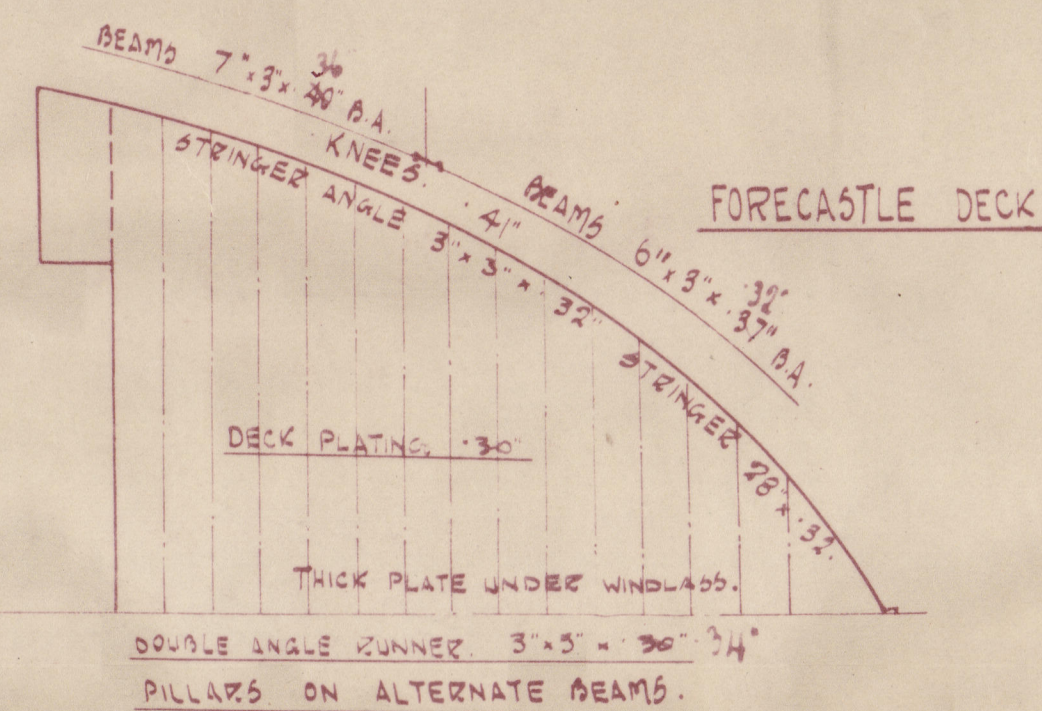
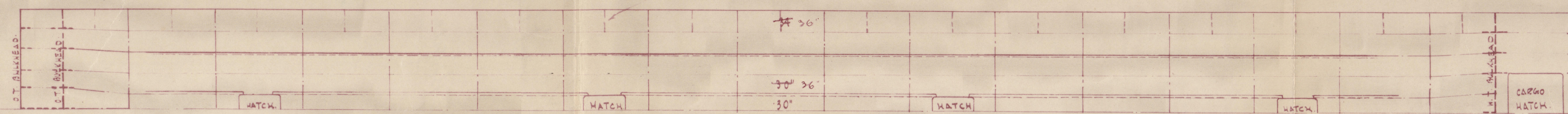
CARRYING LIQUID ASPHALT IN CYLINDRICAL TANKS. Longitudinal framing at bottom and at deck

11'-10" MEAN DRAFT TO BOTTOM OF KEEL (^{all seasons} ~~WINTER FREE BOARD.~~)

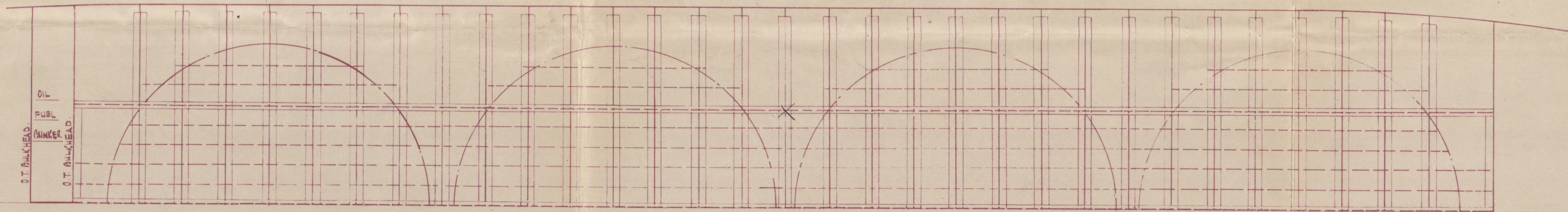
ISHERWOOD COMBINATION SYSTEM.

PLAN OF TRUNK TOP.

Intermediate Supporting brackets



PLAN SHEWING SCANTLING OF CYLINDRICAL TANKS supports for same
ALSO PLAN SHEWING ARRANGEMENTS FOR HOLDING TANKS
IN POSITION TO BE SUBMITTED.



PLAN AT TOP OF FLOORS.

SIR JOSEPH W. ISHERWOOD & CO. LTD.,
4, LLOYDS AVENUE,
LONDON, E.C.3.

FOR ENCLOSURE TO

Misses Palmers O. & J. Co. Ltd.
Helburn - on - Tyne.
Est. No. 1594. Plan No. 6970.
Oct. 30th 1928.

DATE 19-11-38

Signed W. J.
13/11/28.

2/

Palmers

989

Profile + deck Plans

S. S. Stanasfalt.

NEWCASTLE ON TYNE.

Report No. 84062.



© 2020

Lloyd's Register
Foundation

W1060-0225