

PROFILE & DECKS.

S.S. No 912.

SCALE 1/8" = 1 FOOT.



DIMENSIONS: 140' 0" x 22' 0" (399' 0" x 22' 0" L x B) x 51' 9" (52' 0" x 51' 9" H) x 30' 6" (30' 6" x 30' 6" D) TO UPPER DECK.

TO CLASS 100A.1. AT LLOYD'S SPECIAL SURVEY.

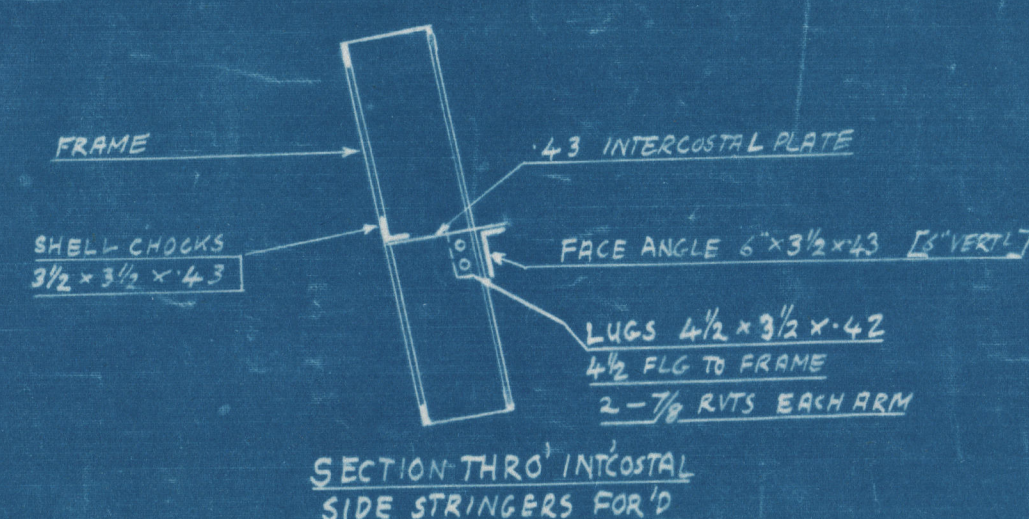

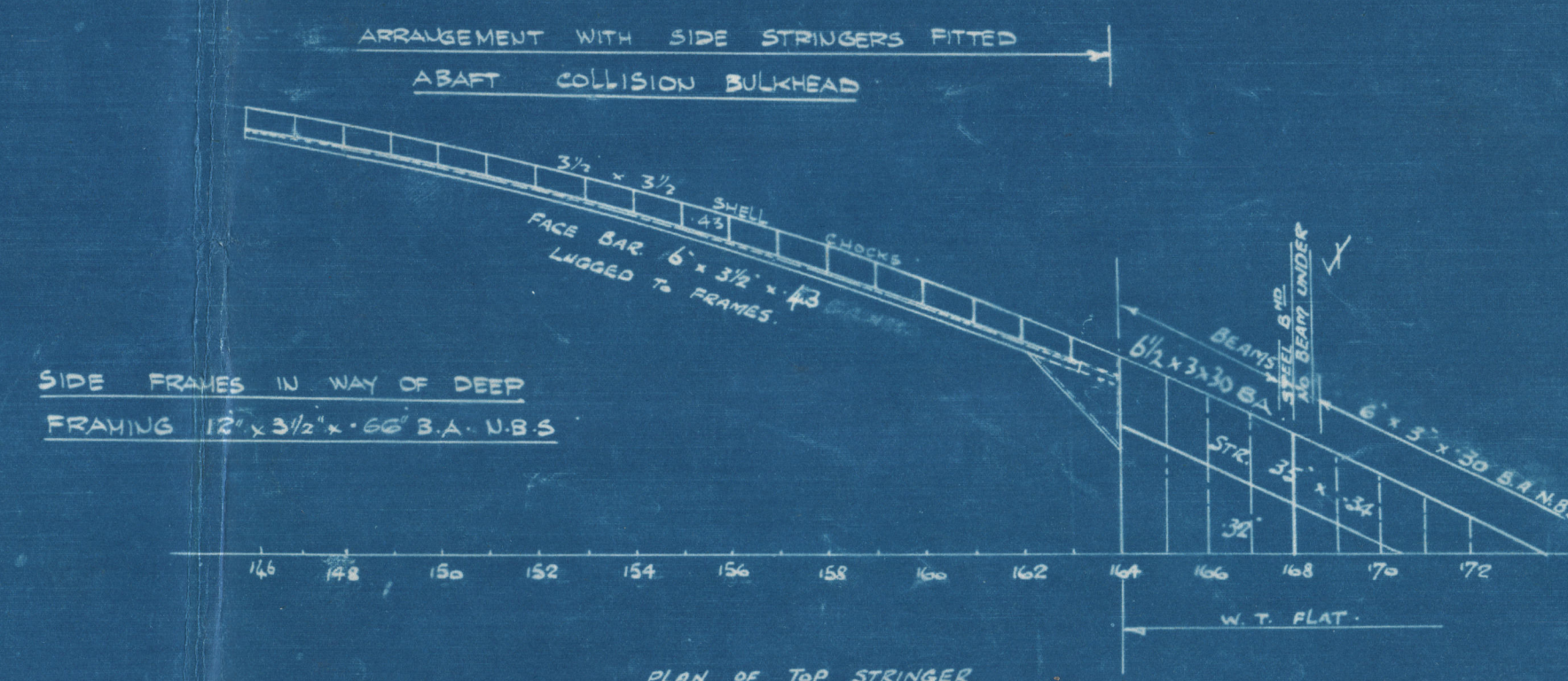

THE SCANTLING & DETAIL OF CONSTRUCTION NOTED HEREON ARE SUBMITTED ON THE UNDERSTANDING THAT THEY ARE THE MINIMUM WHICH WILL BE ACCEPTED FOR CLASS A. IF NOT THEY ARE TO BE AMENDED ERRORS & OMISSIONS EXCEPTED.

PLAN OF HATCHES, GALLEY, SHARP TUNNEL, W.T. BULKHEADS & BOTTOM STRENGTHENING FORWARD WILL BE SUBMITTED.

SHEER FORWARD	108"
" " " " " "	60"
SHEER AFT	50"
" " " " " "	40"
DISPLACEMENT CUBIC FT	17575
ROUND OF BEAM	13"



SUITSABLE COARINGS TO BE ARRANGED AT OPENINGS IN BULKHEAD AND FRAMES BELOW SCANTLING IN SET.



Profile and Decks, as built.

Messrs. Hutchings Limited's
Yard No 912.

PLANS TRANSFERRED
TO SISTER VESSEL

S.S. EL HIND

Enk. First Entry Report No 20581.

RETAIN

W1055-0119



© 2020

Lloyd's Register
Foundation