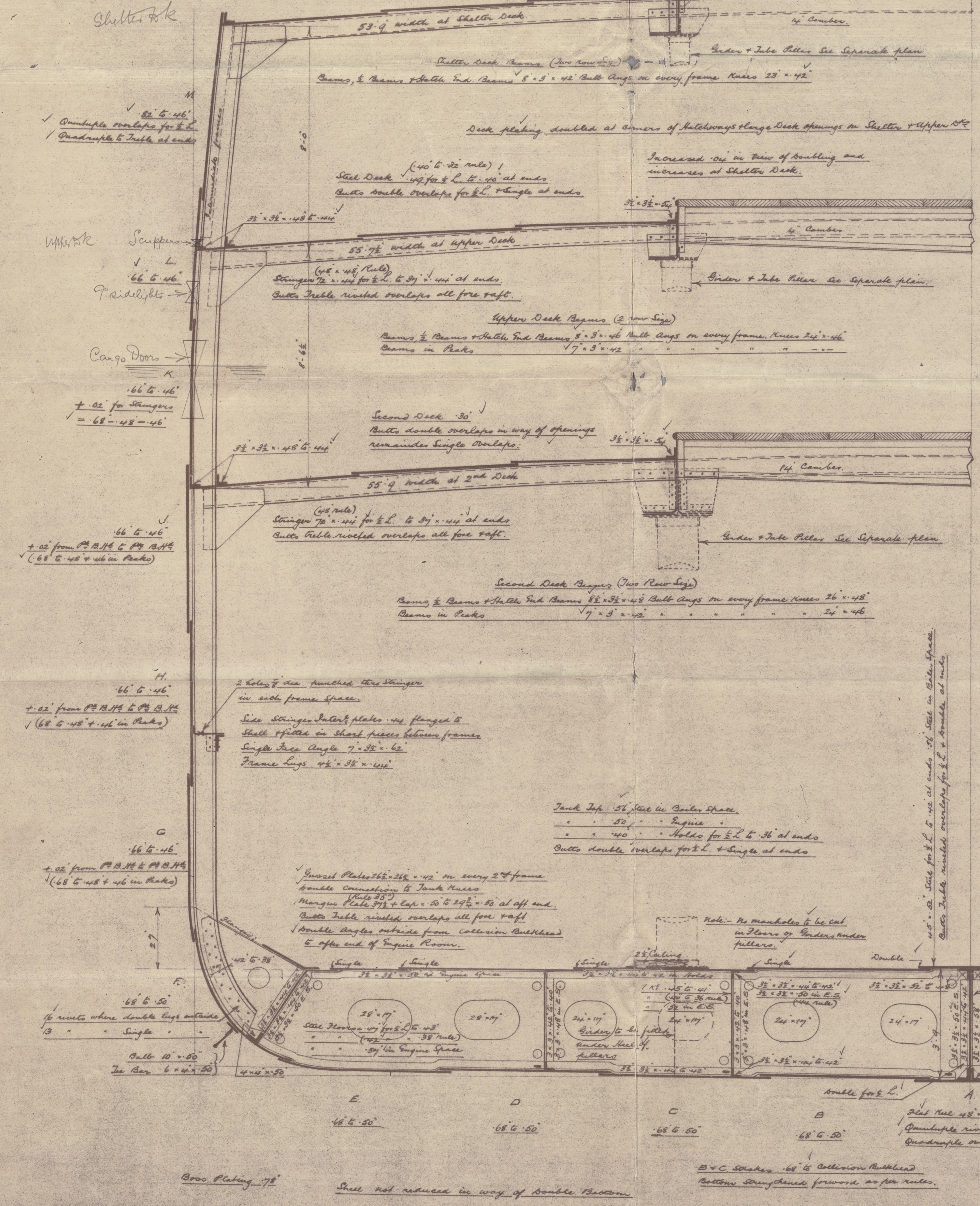


MIDSHIP SECTION.

SCALE 1" = 1 FOOT.

8.4.14
21.4.14
25.6.14



Dimension	Builders	Lloyd's
Length between Perps	450' 0"	449' 87"
Breadth Extreme	56' 0"	55' 75"
Depth Moulded	29' 8"	29' 66"
Transverse R/L	85' 41"	85' 41"
Longitudinal R/L	384' 23' 39"	384' 23' 39"
Area in way of Shell Deck	11' 44"	11' 44"

449' 87" x 85' 41"	384' 23' 39"
449' 87" x 5' 0" x 75"	26' 99' 22"
96' 0" x 7' 5" x 5"	360' 00"
Engine R/L =	41' 48' 2' 61"

2 Bow Anchor (Stockless)	72 1/2"
1 Steam (Ex Stock)	20 1/2"
1 Hedge	9"
300 Fathoms of Steel Chain Cable	2 1/2"
120 "	1 1/2" or 5' Steel Wire
130 "	15' or 5 1/2"
100 "	10' or 5' (2 off)
100 "	8' (2 off)

Butt Angle Frames without Reverse Bars = 10" x 3 1/2" x 5 1/2" spaced 26 1/2" apart.

Alternate Frames upper to Shell Deck = 1/4" x 5 1/2" x 3 1/2" Angle.

Bottom Frames = 5" x 5" x 5" Angle Single. Butthead Deck Bars 3 1/2" x 3 1/2" x 3 1/2" Single and as per Profile.

Tank Frames on Solid Floors = 5 1/2" x 3 1/2" x 4 1/2" double forward of 1/4" L & Collinson Butthead from Margins to Margins.

Double Reverse Bars in Engine Space from Middle line to Boiler head outside of Engine casing.

on Floors under Boiler Rooms.

R 24" J. B. Heads 3 1/2" x 3 1/2" x 2 1/2" in Twin Decks. Stiffeners 9 1/2" x 5 1/2" Butt Angles (Midships Butthead) 50" apart and as per Profile.

Head Stiffeners in Twin Decks 4" x 3" x 5 1/2" Angle. Spaced 30" apart.

Stem 10 1/2" x 2 1/2" x 4 1/2" at Head. Rudder Post 9" x 8 1/2". Propeller Post 10 1/2" x 5 1/2". Triple riveted below Boss.

Sole Piece 10 1/2" x 9 1/2". Rudder Head 11" dia. Keel 8 1/2" dia. Rudder 5 1/2" dia.

Frame rivets through Shell & Plating of Bottom forward of 1/4" L. 5 1/2" dia. apart.

Through Frames & Plating in way of 2 1/2" spacing = 6" . . .

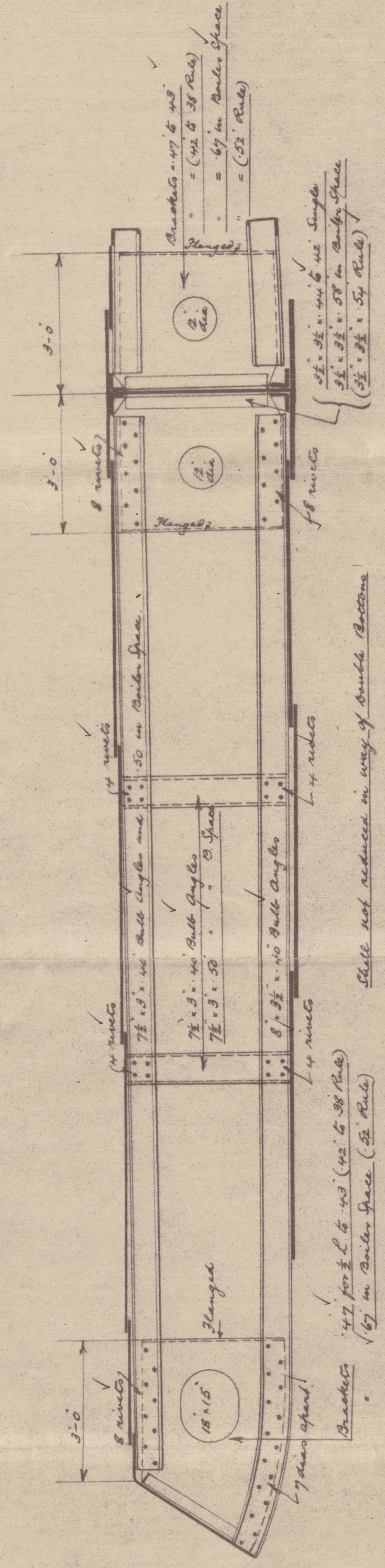

One softer Deck Tank = 5 1/2" . . .

Floors & Cross in Plating in way of After Deck = 5" . . .

SHELL RIVETING.

Stake	Width	1/4" L	Ends	Ends	Ends
A	48"	1 1/2" (Quadruple) Quad.	1" 6"	1" 6"	1" 6"
B	73 1/2"	1 (Quad) 3/4" Butthead	1" 6"	1" 6"	5 1/2"
C	74 1/2"				
D	75"				
E					
F	76"				
G	72"	3/4" Butthead	1" 6"	5 1/2"	4 1/2"
H					
I					
K	60"				
L	61"	Quadruple			
M	80 1/2"	1 (Quadruple)	1" 6"		

SECTION IN WAY OF BOILERS



W. GRAY & CO. LIMITED
WEST HARTLEPOOL

Midship Section




Messrs Wm. Gray & Co. Lim.

s/s No. 847



S. S. "Niwana"

W. Ape. Rpt. No. 15015.



© 2020

Lloyd's Register
Foundation

W1036-0128