

PROFILE Nº 238

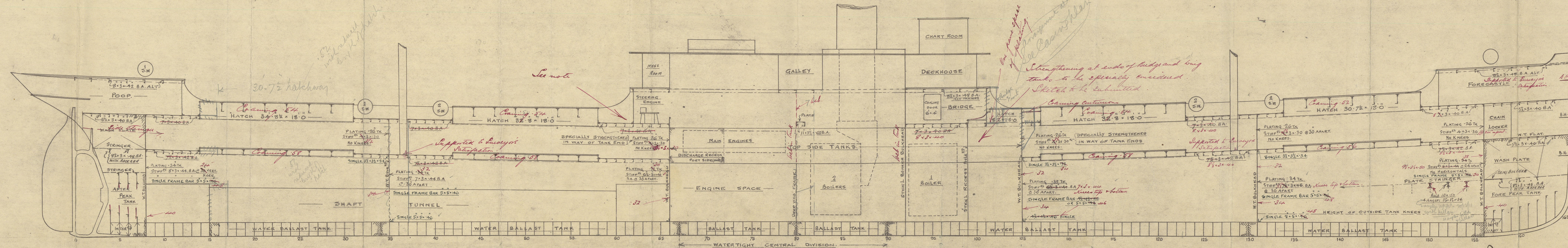
SCALE $\frac{1}{8}'' = \text{ONE FOOT}$

— DIMENSIONS. —

LENGTH. B.P. 340' 0"

BREADTH. EXT. 48.3


DEPTH. MLD 24.3 $\frac{1}{2}$



TONNAGE COEF. UNDER .76.

Bottom strengthened forward as per Rule

JOHN PRIESTMAN & CO.
Shipbuilders.
SUNDERLAND



W1030-0066 Found

TIME

Profile



No. 238

J. Priestman & Co.


DEFINITION



Sld. Ref. 25390



DEFINITION



© 2020

Lloyd's Register
Foundation