

MIDSHIP SECTION S.S. 238.

SCALE $\frac{1}{2}$ " = ONE FOOT

TO CLASS 100A.1. LLOYDS.

SECTION IN WAY OF ENGINE & BOILER
SPACE & CROSS BUNKER

DIMENSIONS

LENGTH B.P. 340'0"
BREADTH EXT. 48'3"
DEPTH MLD. 24'34"

NOTE: THE FOLLOWING INCREASES ARE REQUIRED BY OWNERS ABOVE THE RULE REQUIREMENTS.

TANK TOP, FLOORS, INTERCOSTALS & TOP FRAMING UNDER BOILERS $\frac{3}{8}$ " ABOVE LLOYDS. FOR A DISTANCE OF 2 FRAME SPACES MORE THAN
(TANK TOP UNDER ENGINES 1" THICK, FLOORS & INTERCOSTALS $\frac{3}{8}$ " ABOVE LLOYDS, REVERSE BARS $\frac{3}{8}$ " ABOVE LLOYDS (LENGTH OF BOILERS
AND REELS RIVETED TO TANK TOP BY *ruled rivets*)

LLOYDS' NUMERALS.

B = 48.00
D = 24.27
78.27 = 1ST NO
43.36 = RULE LENGTH
60.43
216.31
24.27 + 28.92 = 2ND NO
D TO L (BRIDGE DECK) = 10.52
(UPPER -) = 13.33
L = 12.93.

POOP SCANTLINGS.

BEAMS ALT. FRAMES 6" x 42 B.A. OR
7 1/2" x 36 B.A. STRINGER & DECK PLATING 30K
IRON OR STEEL, STRINGER ANGLE 3" x 3 1/2"
SIDE PLATING 3/8" THK, TEAK SHEATHING 5" x 2 1/2"
2 ROWS PILLARS 2 1/2" DIA.

FORECASTLE SCANTLINGS.

BEAMS ALT. FRAMES 8 1/2" x 48 B.A. OR
8 1/2" x 48 B.A. STRINGER & DECK PLATING 30K
IRON OR STEEL, STRINGER ANGLE 3" x 3 1/2"
SIDE PLATING 3/8" THK, TEAK SHEATHING 5" x 2 1/2"
2 ROWS PILLARS 2 1/2" DIA.

SECTION IN WAY OF HOLD.

SECTION IN WAY OF CROSS BUNKER.

EQUIPMENT.

(B+D) L = 24542
P, B, H F = 304
HOUSE = 304
EQUIP NO = 25650
1ST BOWER ANCHOR 10 1/2 CWT.
2ND " " 48 1/2 " TOTAL 139 CWT.
3RD " " 4 1/2 " STOCKLESS
STREAM " 13 " EX STOCK
KEGGE " 5 1/2 " EX STOCK
270 FATH 2" STUD CABLE
90 " 1 1/2" STREAM WIRE
120 " 1" TOWLINE
4 WARPS 30 FATH EACH 7" HEMP OR 2 1/2" WIRE.

FORGING.

STEM FRAME RUDDER 10" x 6 1/2"
STEM 10" x 2 1/2"
RUDDER HEAD AND PINTLES
AS PER PLAN TO BE SUBMITTED

JOHN PRIESTMAN & CO
SHIPBUILDERS,
SUNDERLAND.

Lloyd's Register
Foundation

W1030-0064




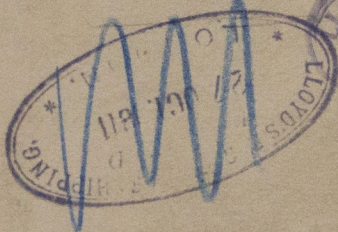
TIME

Ed. Rpt. 25590

Midship Section

No. 238

J. Priestman & Co.



Lloyd's Register
Foundation