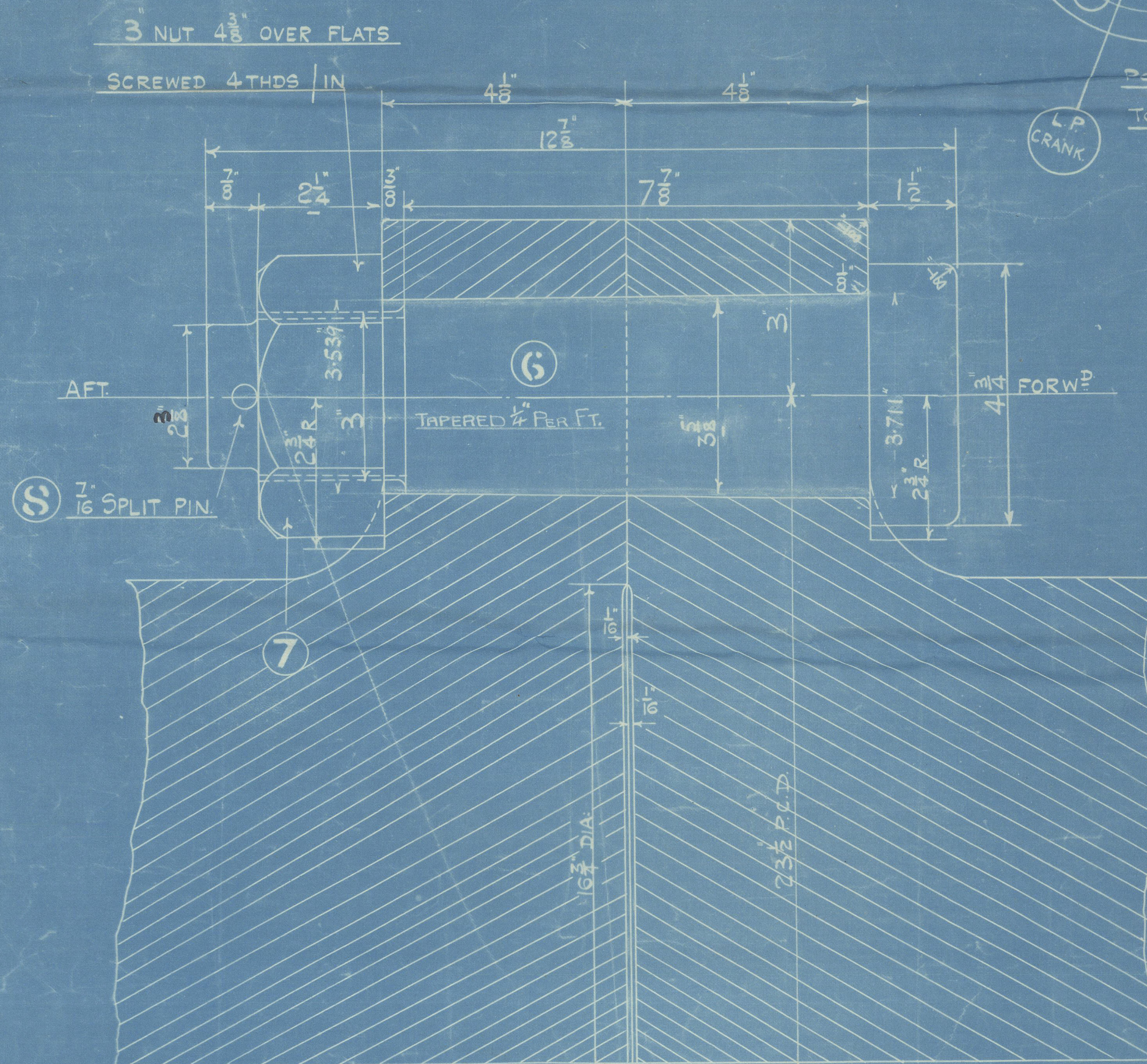
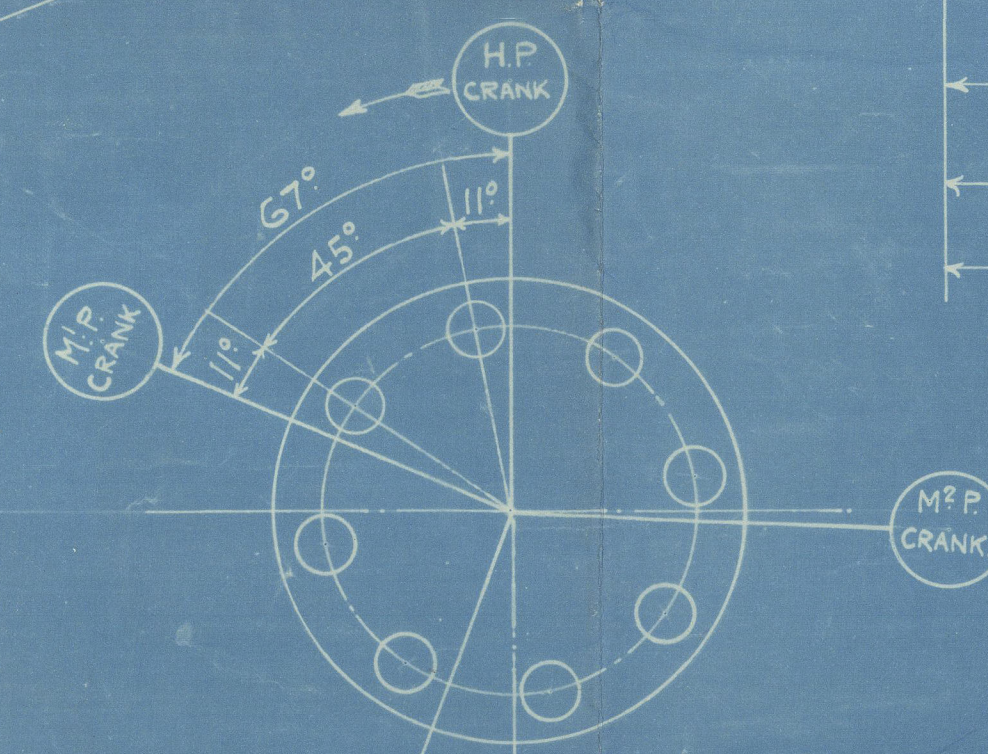



25.9.22



DETAIL OF COUPLING BOLTS.
SCALE: HALF FULL SIZE.

ENGINES:- 29'-4 1/2'-59'-85"
54'

Boiler Press 215 LBS PER SQ IN.

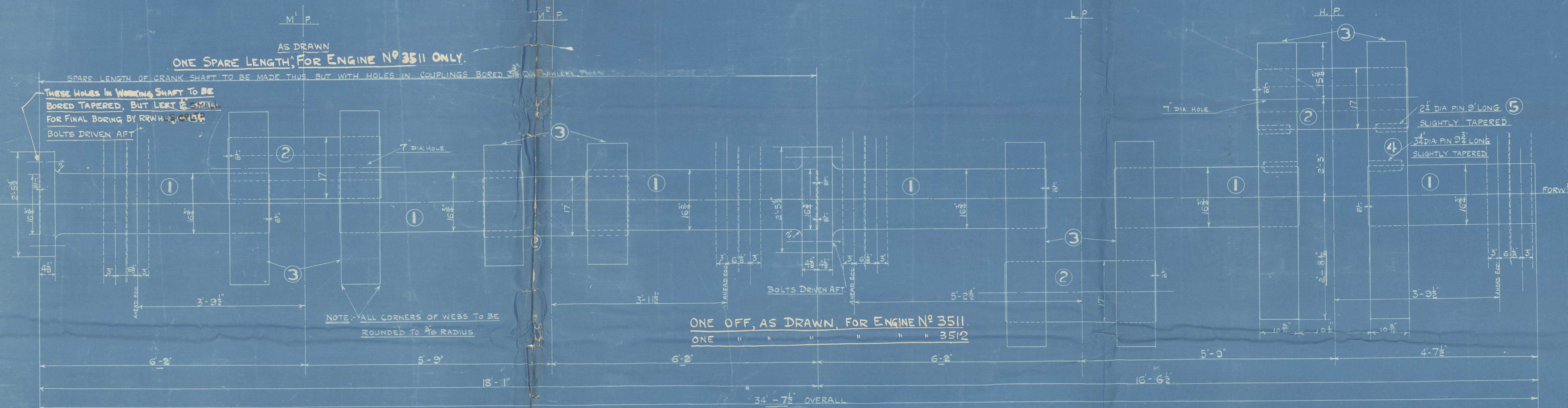
To LLOYDS & B.O.T. SURVEYS.

CRANKSHAFT.

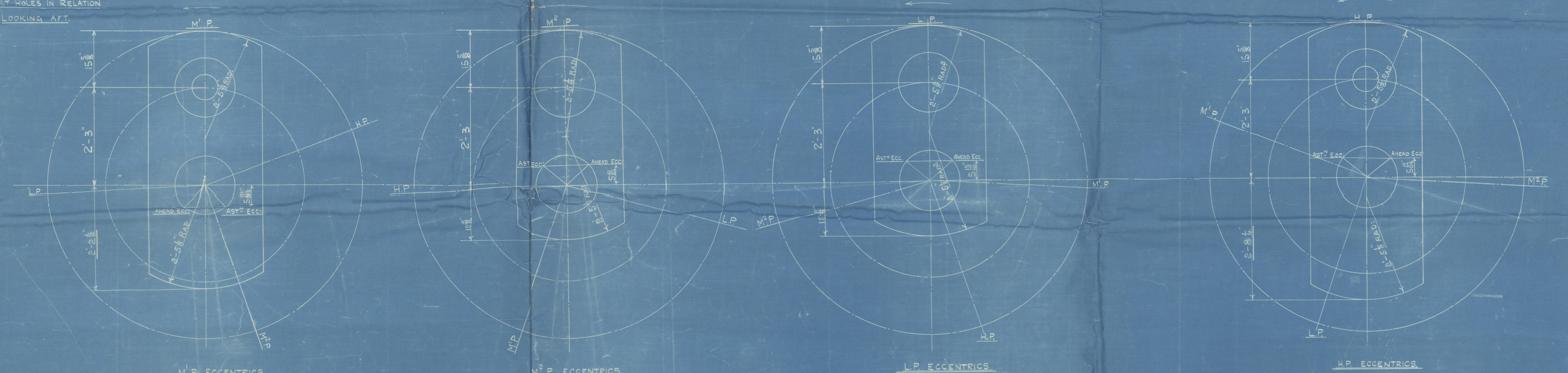
SCALE: ONE INCH = ONE FOOT.

CRANKSHAFT.

SCALE: ONE INCH = ONE FOOT.



NOTE:- THE SHAFT, WEBS AND COUPLINGS, TO BE FINISHED BRIGHT ALL OVER.
THE PARTS OF SHAFT AFTER BEING COMPLETED TOGETHER, ARE TO BE PUT
INTO THE LATHE AND TESTED FOR TRUTH.



ARRANGEMENT OF ECCENTRICS
LOOKING AFT.

NOTE:- SHAFTS ORDERED
FINISHED MACHINED
FROM THE DARLINGTON
FORGE LTD.

LIST OF PARTS

MARK	DESCRIPTION	NO. REQ'D	MATERIAL	MAKERS	QTY. ORDERED	REMARKS
1	CRANK JOURNALS	6	CAST IRON		1/2	0.00
2	PINS	4	STEEL		1/2	0.00
3	WEBS	8	STEEL		1/2	0.00
4	PINS FOR JOURNALS	8	STEEL		1/2	0.00
5	CRANK PINS	8	STEEL		1/2	0.00
6	COUPLING BOLTS	8	STEEL		1/2	0.00
7	NUTS FOR COUPLING BOLTS	8	STEEL		1/2	0.00
8	SPLIT PINS FOR	8	STEEL		1/2	0.00
9	SHAFT GAUGE	ONE	STEEL		1/2	0.00
10						
11						
12						

NOTE:- THE SPARE LENGTH OF CRANKSHAFT IS SUPPLIED FOR ONE ENG NO ONLY
AND KEPT IN CALCUTTA.

ENGINE NO 3511-12

CLASS NO 378.B.

DRAWING NO 10.

Canthorn Leslie & Co
No 3511 1/2
Crank Shaft

3511. S S Talma
of Glasgow

3512 S.S. Tilawa.
of Glasgow.

S. S. "Talma"
NEWCASTLE ON TYNE.
Report No. 44045.

S. S. TILAWA:
NEWCASTLE ON TYNE.
Report No. 77825.

RETAIN

~~CASE TRANSFERRED TO
NATIONAL MARITIME MUSEUM~~

Boc Mm 1029



© 2020

Lloyd's Register
Foundation

W1029-0079