

FRAMING.

Rules or
Approved Plans.

BEAMS.

Inches.

| | | | | |
|--------------------------------|----|---|----|------------|
| IN OIL FUEL BUNKER | 4½ | 3 | 38 | |
| | 4 | 3 | 38 | |
| Frames, Angles, or Bull Angles | 4 | 3 | 40 | 4 x 3 x 38 |
| IN E.R. | | | | |

4 x 3 x 38

Beams, Upper Deck, Angle or Bull Angle

4 2 1/2 30

3 40

21

✓

✓

✓

✓

2 42

✓

1282

✓

In Yacht

Inches.

30 28

✓

2 1/2 28

✓

20

✓

2 1/2

✓

2m.11.28.

1

Sent to Chief Surveyors

Received from Chief Surveyors 19 JUN 1930

VESSEL'S NAME *Stl Yht "JOHN WILLIAMS V"* Report *Stl* No. *50569*

For the CHIEF SHIP SURVEYOR and CHIEF ENGINEER SURVEYOR.

(In cases which have to be submitted to the Classing Committee "the endorsement to contain a succinct summary of any repairs that have been required and to show the cause or causes of such repairs, and also to bring out clearly any exceptional features in connection with the case so that the Classing Committee may have all the salient points presented in the endorsement."—Extract from Sub-Committee's Report 24/5/92.)

Nature of Survey

1st Entry

When due


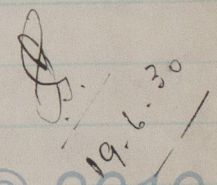
✠ 100 A.I. (Steel) In the Yacht Register

1 D⁺ (Stl - Leaks)


Cell D.B. 25' 31t, F.P.T. 30t

B.K 5", 5 B.H., Cloyd's A R.P.

Q 23' F 19'

19.6.30



© 2019

Lloyd's Register
Foundation

Inner Bottom, middle line strake..

" " " thickness in Holds

28

Additional Scantlings—Sections 17 to 21—

YES

" Wood Deck, Material

2 1/2

✓

Cabin Deck Stringer Plate