

TRACING No. 139.

NOVEMBER 1<sup>ST</sup> 1915.

# PROFILE AND DECK PLAN S.S. No 229-30

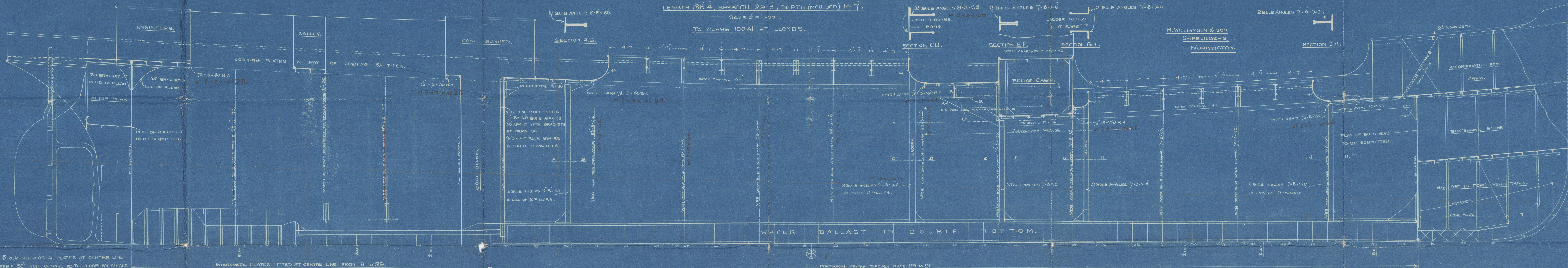
LENGTH 186'4", BREADTH 29'3", DEPTH (MOULDED) 14'7".

SCALE 1" = 1 FOOT.

TO CLASS 100A1 AT LLOYDS.

Scan things in red  
= No 230 only.

New plans submitted for No 230



FROM 5 TO 16 INTERCOSTAL PLATES AT CENTRE LINE  
30 DEEP x 30 THICK, CONNECTED TO FLOOR BY SINGLE  
ANGLE 8'3" x 30 AND STIFFENED ON TOP WITH CONVEY IRON  
THERE IS ALSO ANOTHER SET OF INTERCOSTALS ON EACH  
SIDE ABOUT 2'6" FROM CENTRE LINE

INTERCOSTAL PLATES FITTED AT CENTRE LINE FROM 5 TO 29.

CONTINUOUS CENTRE THROUGH PLATE 29 TO 31.

BOTTOM STRENGTHENED FORWARD AS PER RULE.

for  
in 2-18

for  
14-12-15



W1015-0201



Profile + Deck plan S.S. N° 229 + 230

R. WILLIAMSON & SON,


WORKINGTON,

S.S. "Colwith Force" Report No

1739



W1015-0201



RETAIN



© 2020

Lloyd's Register  
Foundation