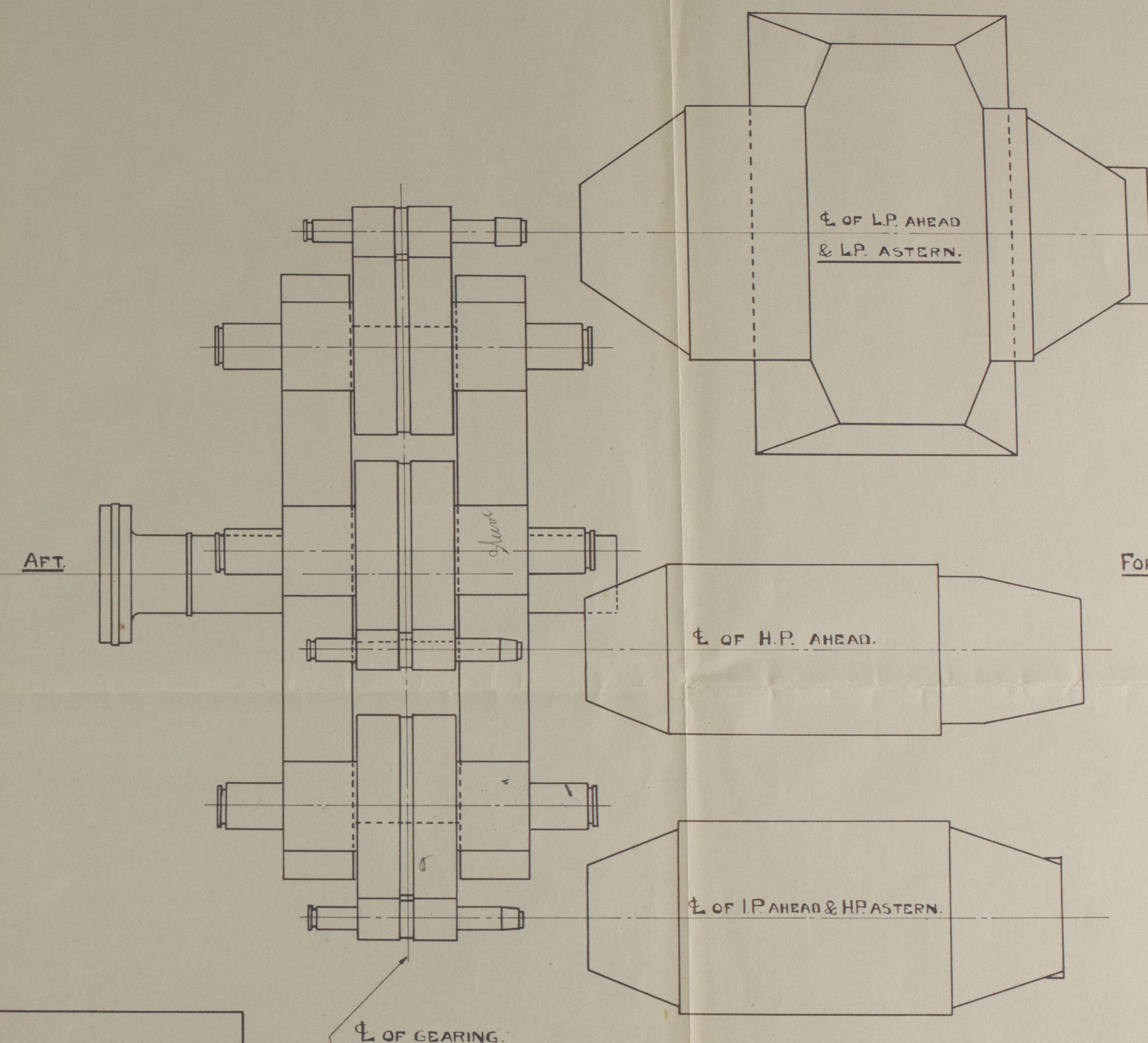


END VIEW LOOKING AFT
SHOWING AHEAD ROTATION.

AS DRAWN FOR PORT
TO OPP. HAND FOR STARB.

	PARTICULARS OF GEARING.				
	FIRST REDUCTION.			SECOND REDUCTION.	
TWIN SCREW.	HP & LP PINIONS	L.P. PINION.	WHEEL.	PINION.	WHEEL
NUMBER OF TEETH.	49	63	220	89	609
P.C. DIAM.	10.4979"	1'-1.4973"	3'-11.1334"	1'-10.8735"	13'-0.5165"
DIA. OVER TEETH.	11.2399"	1'-2.2393"	3'-11.1334"	1'-11.5135"	13'-1.1565"
NUMBER OF BEARINGS.	2	2	2	—	2
LENGTH OF FACE.	1'-11" + 3" GAP.			3'-0" + 2'-3" GAP.	
CIRCULAR PITCH.	.673064"			.80740741"	
SPIRAL ANGLE.	29° - 58.87'			29° - 58.374'	
SPIRAL LEAD.	7/6"			7/5"	
HOBBS.	7/12 PITCH, SINGLE LEAD, 5.5° P.C.D. 22 1/2° FLANK ANGLE			7/10 PITCH, SINGLE LEAD, 5.5° P.C.D. 14 1/2° FLANK ANGLE.	
RPM @ 9,900 S.H.P.	3345	2600	745	745	109




PLAN VIEW.

No.1354.

KEY PLAN OF TURBINES & GEARING.

SCALE :- 1/2" = 1 FOOT.



44


HARLAND & WOLFF LTD.
BELFAST

No. 1354

TITLE Key plan for Turbines
and Gearing

DATE APPROVED 5/3/47

Bel. offt. W.O.

Magdalena 

RECORDS DEPT.,
LONDON

64

REMAIN



© 2020

Lloyd's Register
Foundation

W1012-0171