

26 NOV 1946

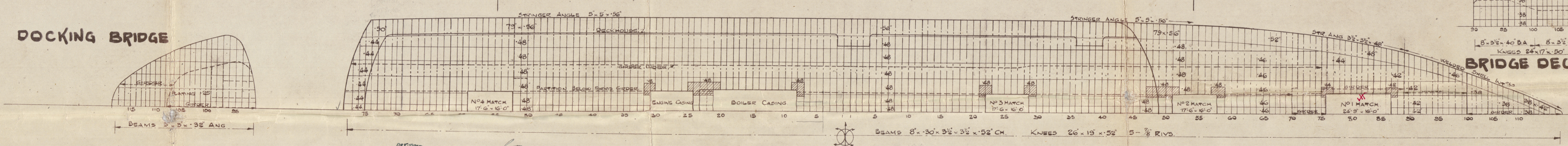

No 1354. PLAN OF STEEL DECKS.

SCALE 1/16" = 1 FOOT.

DIMENSIONS 540'-0" x 73'-0" x 45'-0" MLD to SHELTER DECK

ALL SECTIONS N.B.S. EXCEPT 8"x4"x4" CHANNELS
HUNG CARGO IN ALL INSULATED SPACES EXCEPT NO1 HOLD.

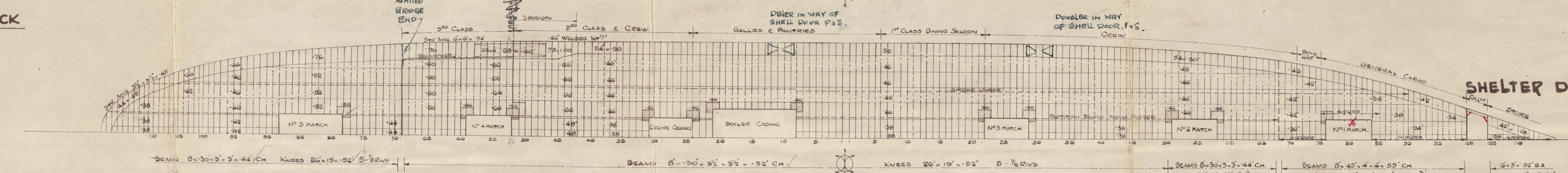
DOCKING BRIDGE



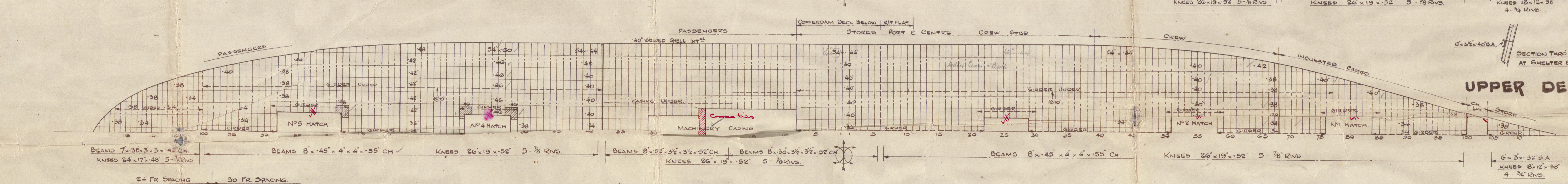
FORECASTLE DECK.

BRIDGE DECK.

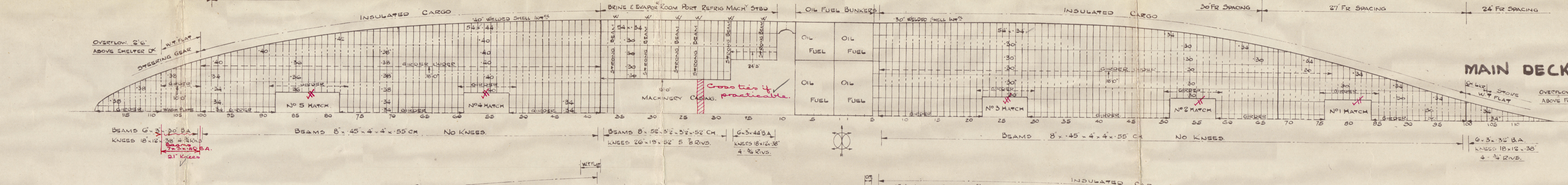
SHELTER DECK.



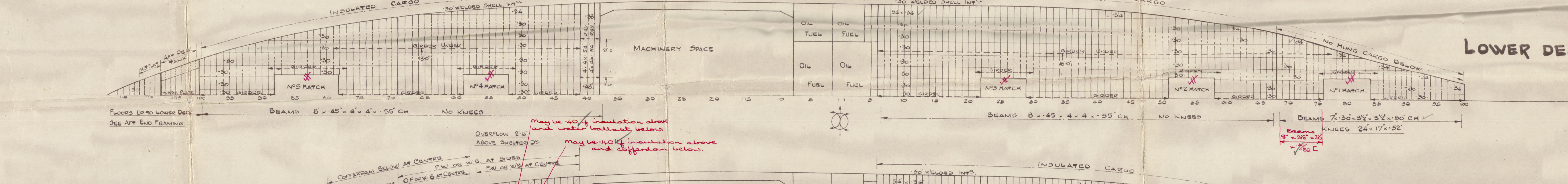
UPPER DECK.



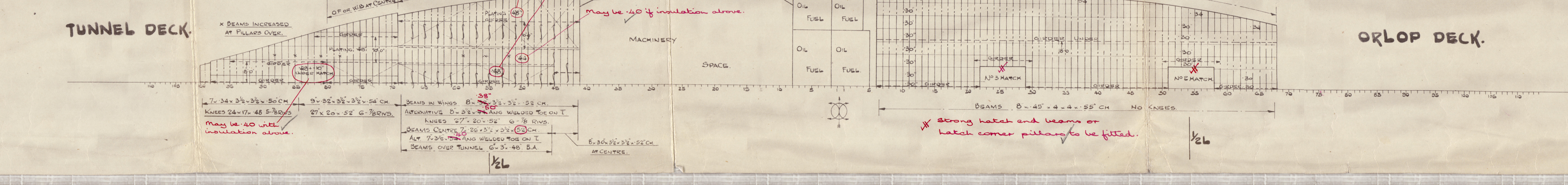
MAIN DECK.



LOWER DECK.



ORLOP DECK.



TUNNEL DECK.

all
6.11.46



3

W.S. 542

HARLAND & WOLFF LTD.
BELFAST

No. 1354

TITLE *Plan of Steel Deck*

DATE *6/11/46*

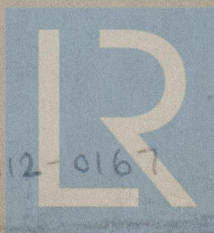
Bel. Ref. No. *14714* " *Magdalena* ★

RECORDS DEPT..
LONDON

W/S 542

4

RETAIN



© 2020

Lloyd's Register
Foundation

W1012-0167