

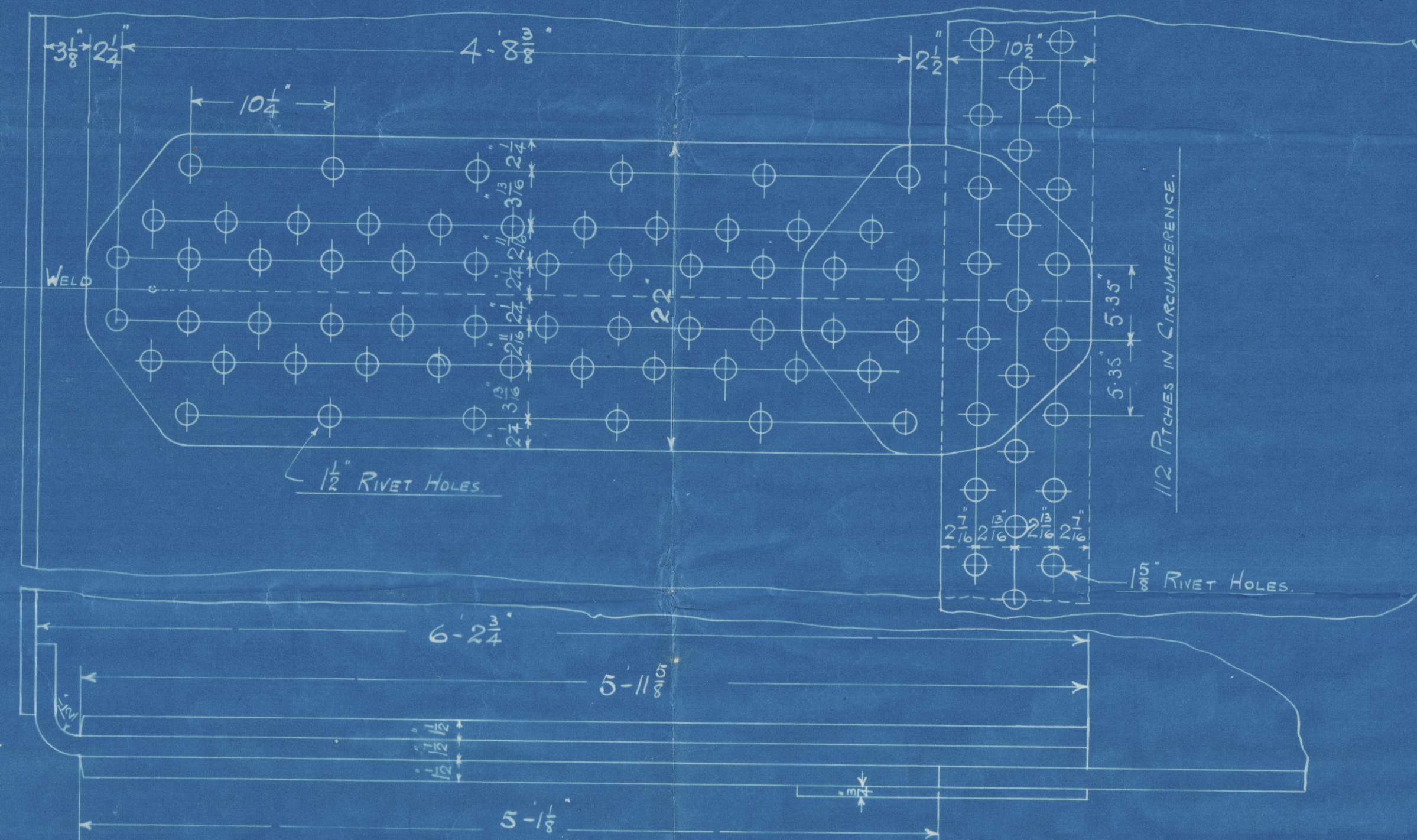
5000 TON OIL TANK VESSEL.

BOILERS N° 878. (6 IN N°).

SCALE 1" = 1 FOOT.

WORKING PRESSURE = 200 LBS PER SQ IN.

TEST PRESSURE = 400 LBS PER SQ IN.



DETAIL OF SHELL RIVETING.
SCALE 1/2" = 1 FOOT


CENTRAL MARINE ENGINE WORKS.

WEST HARTLEPOOL.

ALL SCANTLINGS TO LLOYD'S RULES.

TUBE HEATING SURFACE (6 BOILERS) =	14,262 Sq. Feet.
TOTAL DO. DO. DO. =	17,160 Sq. Feet.
SHELL PLATES TO HAVE A TENSILE STRENGTH OF:	27 TO 30 TONS
BUTT STRAPS " " " "	27 " 32 TONS
GIRDERS AND LONGITUDINAL STAYS " " " "	28 " 32 TONS
OTHER PLATES AND STAYS " " " "	28 " 30 TONS
RIVET BARS " " " "	26 " 30 TONS
IRON TUBES " " " "	26 " 30 TONS

TO BE FITTED WITH HOWDEN'S FORCED DRAUGHT & THE HOWDEN-WALLSEND SYSTEM OF OIL FUEL.





DETAIL OF SHELL MANHOLE RINGS 6 OFF.
SCALE 1" = 1 FOOT

CAST STEEL LIFTERS
SIZE "C"



SECTION THRO' BOTTOM MANHOLES.



Shell plates to have a tensile strength of 27 to 30 tons.
Butt straps " " " " 27 to 32 tons.
Girders and longitudinal stays " " " " 28 to 32 tons.
Other plates and source stays " " " " 26 to 30 tons.

Particulars of 6 Boilers
Heating Surface of Tubes - 14,262 Sq. feet
" " " " " " 918 " "
" " " " " " 1446 " "
" " " " " " 306 " "

Total Heating Surface = 16,932 Sq. feet.

BOILERS N° 878.

CENTRAL MARINE
DRAWING OFFICE
14 OCT 1915
No. 30216.
ENGINE WORKS, WEST HARTLEPOOL.

14 OCT 1915
No. 30216.

Lloyd's 30216
Foundation 63

Central No. 878
Six (6) Main Boilers.
for
Wm. Gray & Co's SS No. 878
200 lbs. W.P.



J.S.S. Pearleaf

W. Hartlepool Rpt No 15353

204

PEARLEAF