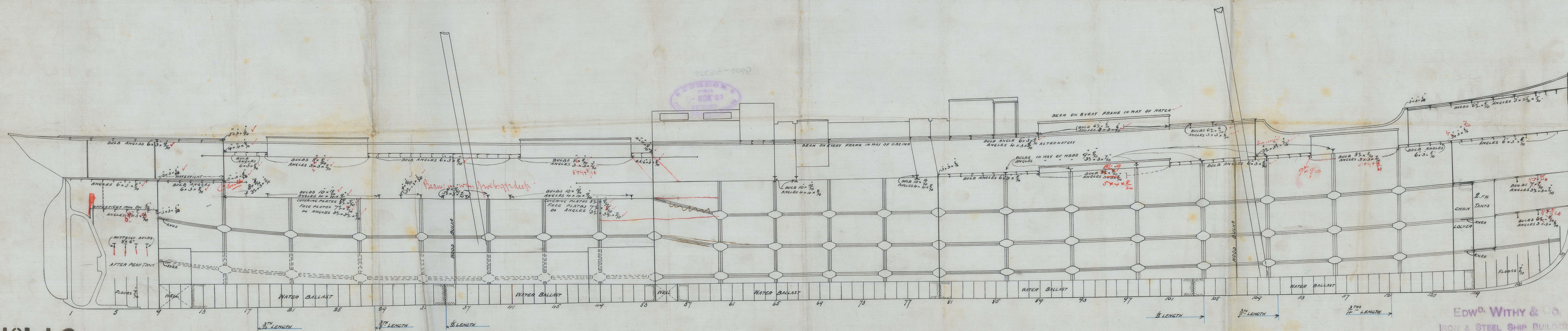



14. 10. 86.
13. 11. 86.

Diagram illustrating the hull structure and dimensions of a ship, showing the internal framework and the location of the main structural components.

Key dimensions and labels:

- Top section: BUTTS TRABLE (9 20)
- Middle section: BUTTS DOUBLE (8 20)
- Bottom section: BUTTS DOUBLE (13 20)



Nº 142

IRON & STEEL SHIP BUILDER

SHIP REPAIRERS & CO.

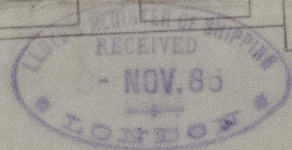
WEST HARTLEPOOL

Tracing No 6649

© 2021


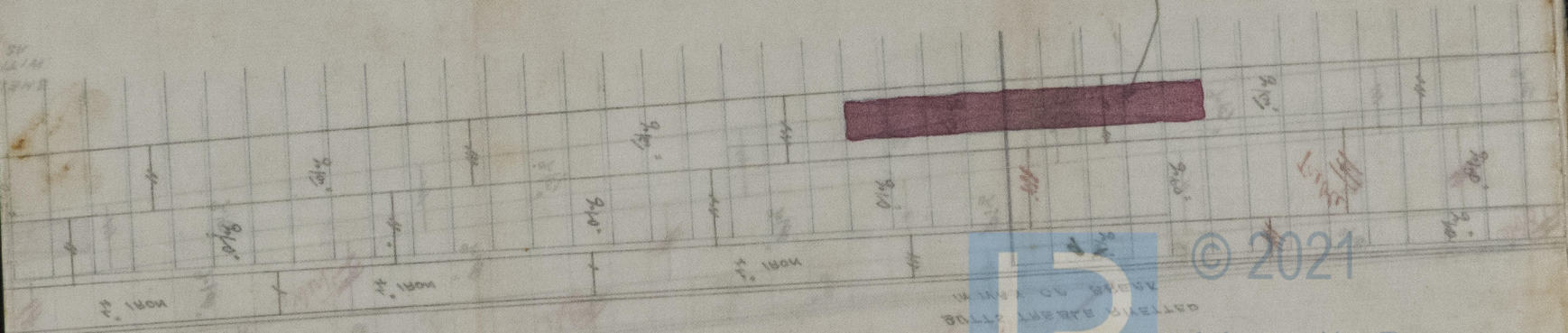
Lloyd's Register
Foundation

SKIN ON RIGHT BEAMS IN WAY OF MATCH



STK914-0065

W2 ZHEM 30
MUM 1 STYLE 13 THICK
ZHEER2345678 COATED



© 2021

Lloyd's Register
Foundation