



Chr 2.1.98


RIVETING FOR FRONT OF BOILERS




FURNACE BUTT STRAPS



RIVETING FOR COMB CHAMBER AND FURNACE MOUTH



RIVETING FOR BACK OF FURNACES



ALL PLATES OF STEEL  
" RIVETS " "  
" STAYS " "  
" TUBES " IRON

3" = 5 1/2" WIDTH OF PLATE  
DIA OF RIVET HOLES 1 1/8  
PITCH " " 7 1/2  
DIA " " 1 1/8  
PITCH " " 5 1/2  
LONGER JOINT  
CIR JOINT

SHELL RIVETING  
BUTT STRAPS 1/2 THICK

EXPANDED VIEW OF STAYS  
LOOKING ON SHELL

EXPANDED VIEW OF STAYS  
LOOKING ON WING OF  
COMBUSTION CHAMBER

WORKING PRESSURE 155 LBS PER SQ  
TEST " 310 " " "

POSITION OF SHELL MAN-HOLE  
FIXED LATER

STAYS MARKED A 2 1/2" DIA  
REMAINDER OF STAYS 2" DIA

PLAIN TUBES 3 1/2" O.D. SWELLED 1/2 AT ONE END  
" NO. 8 B.W.G. THICK  
STAY TUBES 3 1/2" O.D. SWELLED 1/2 AT ONE END  
" 1/2" THICK BORE WITH CONTINUOUS THREAD  
AREA AT BOTTOM OF THREAD 2 1/2" DIA

HALF SECTION THRO' A COURSE

HALF SECTION THRO' B COURSE

LOOKING FOR  
14" 11" MEAN DIA

LOOKING FOR

WIGHAM RICHARDSON & CO  
NEPTUNE WORKS,  
NEWCASTLE-ON-TYNE  
ENGINEERING DEPARTMENT.  
28/10/91

BOILERS NO 275

SCALE 1 INCH = 1 FOOT



© 2021  
Lloyd's Register  
Foundation

SLD982-0047

MA  
31.12.91

Blue Waller  
30/10/91

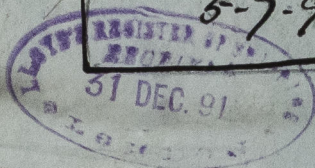

2 THUS



Sanduland S. B. Co 173

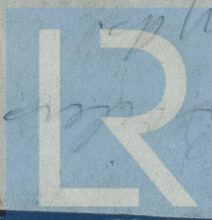
(W. Richardson - No 275)

S.S. Warrumbrook



Manhole in shell 16x12  
dble plate 2.8 x 2.3 x  $\frac{1}{4}$   
rectangular with corners  
cut off.

SLD982-0047



© 2021

Lloyd's Register  
Foundation