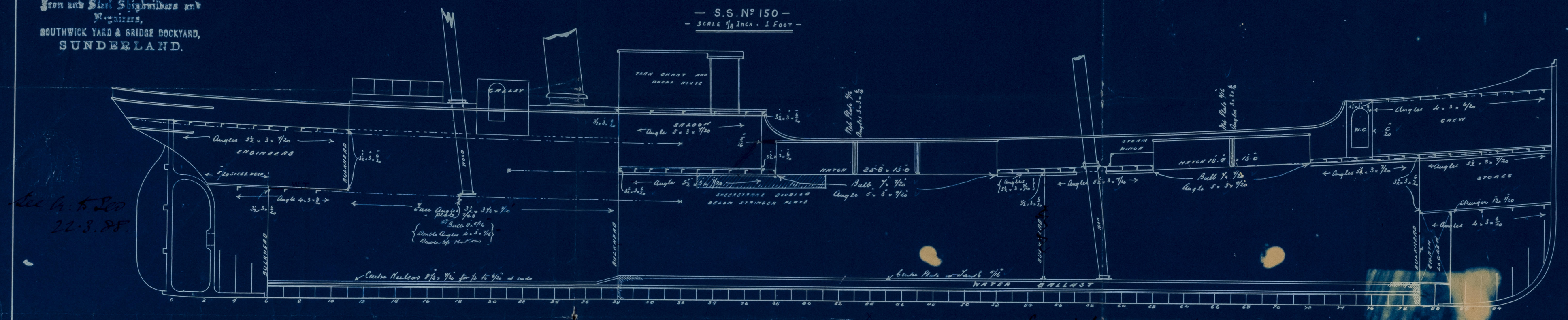


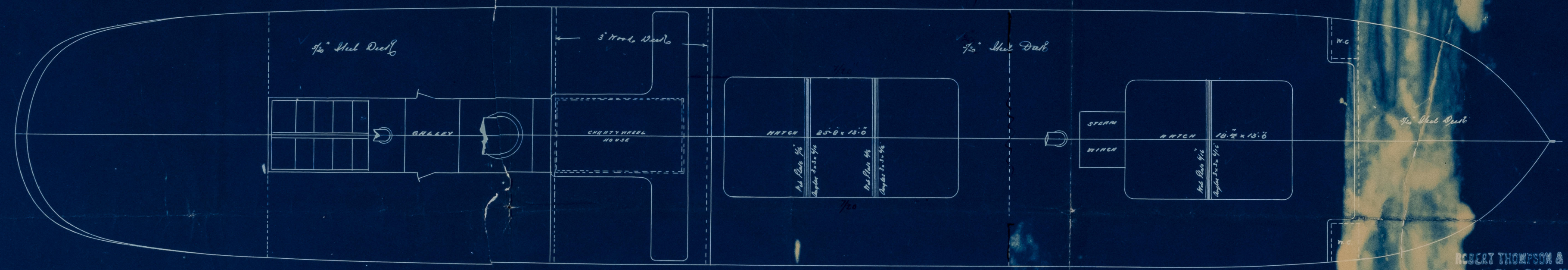
ROBERT THOMPSON & SONS,
Iron and Steel Shipbuilders and
Engineers,
SOUTHWICK YARD & BRIDGE DOCKYARD,
SUNDERLAND.

— BEAM ARRANGEMENT —
— S.S. N^o 150 —
— SCALE $\frac{1}{8}$ INCH = 1 FOOT —



See p. 150
22.3.88

Division of 1/4" plate and 1/2" plate
for plates built 2/14/87.




ROBERT THOMPSON & SONS,
Iron and Steel Shipbuilders and
Engineers,
SOUTHWICK YARD & BRIDGE DOCKYARD,
SUNDERLAND.



Is. Portslade

Slo. 14737.



© 2021

Lloyd's Register
Foundation

2450-856475